



# 2009-2010 GMT Quarterly Report for District (or Undistricted) **District 105 A**

**GMT: HOWARD PATRICK LEE**

**Location: ENGLAND**

**GMT CA: 4**

## CLUBS

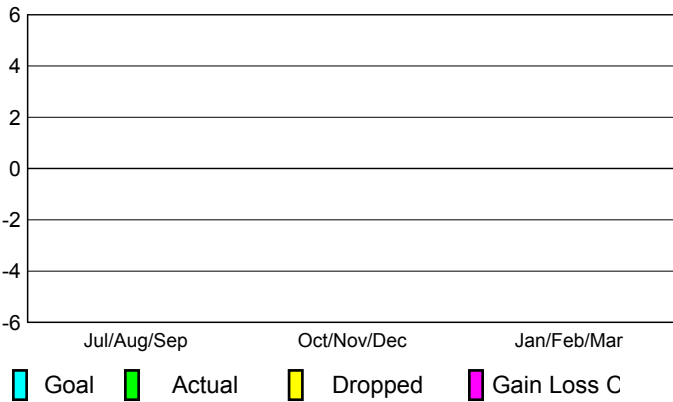
Club Results  
2009-2010

Clubs  
2008-2009

Month	New Club	Actual New	Actual Dropped	Gain/Loss of	Gain/Loss of
	Goal	Clubs	Clubs	Clubs	Clubs
Jul/Aug/Sep	0	0	0	0	0
Oct/Nov/Dec	0	0	0	0	0
Jan/Feb/Mar	0	0	0	0	-2
<b>Totals</b>	<b>0</b>	<b>0</b>	<b>0</b>	<b>0</b>	<b>-2</b>


### Club Results 2009-2010

Goal, New, Dropped, Gain/Loss



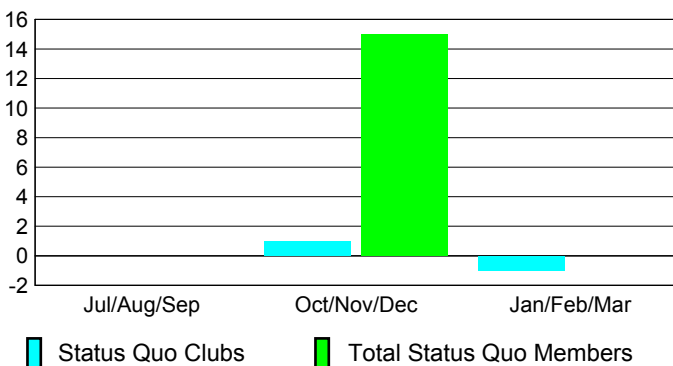
### Comparison of Club Gain/Loss

Current Year Compared to the Previous Year



### YTD Status Quo Clubs 2009-2010

Status Quo Clubs Compared to Status Quo Members



## MEMBERSHIP

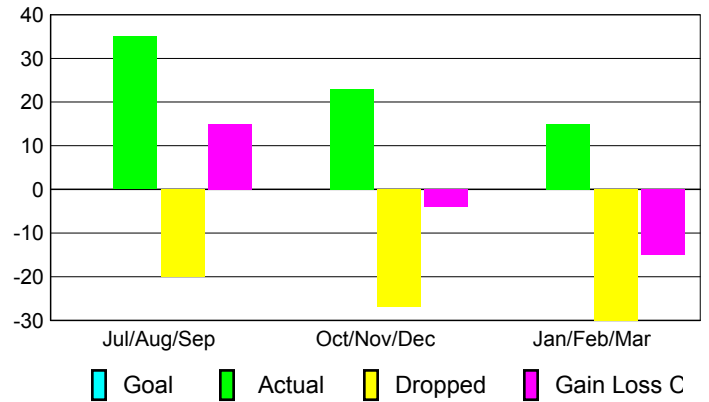
Membership Results  
2009-2010

Membership  
2008-2009

Month	Net Memb	Actual New	Actual Dropped	Gain/Loss of	Gain/Loss of
	Goal	Memb	Memb	Memb	Memb
Jul/Aug/Sep	0	35	-20	15	0
Oct/Nov/Dec	0	23	-27	-4	-5
Jan/Feb/Mar	0	15	-30	-15	3
<b>Totals</b>	<b>0</b>	<b>73</b>	<b>-77</b>	<b>-4</b>	<b>-2</b>

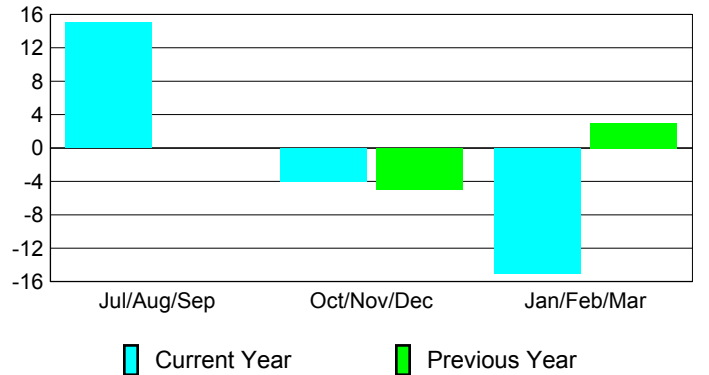
### Membership Results 2009-2010

Goal, New, Dropped, Gain/Loss

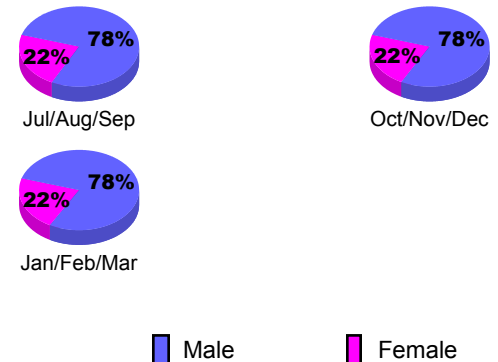


### Comparison of Membership Gain/Loss

Current Year Compared to the Previous Year



### Gender Comparison 2009-2010





# 2009-2010 GMT Quarterly Report for District (or Undistricted) **District 105BN**

**GMT: HOWARD PATRICK LEE**

**Location: ENGLAND**

**GMT CA: 4**

## CLUBS

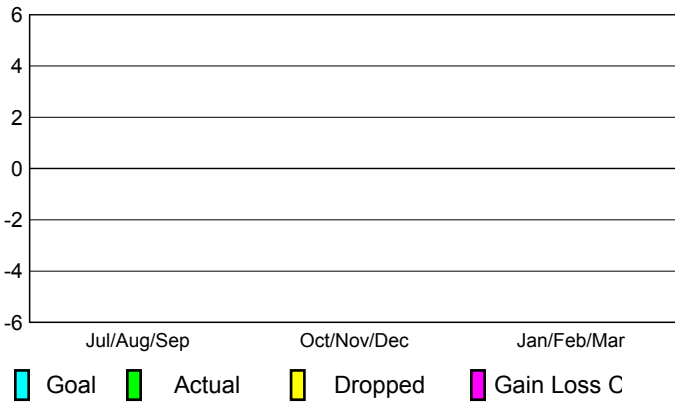
<b>Club Results</b>
<b>2009-2010</b>

<b>Clubs</b>
<b>2008-2009</b>

Month	New Club Goal	Actual New Clubs	Actual Dropped Clubs	Gain/Loss of Clubs	Gain/Loss of Clubs
Jul/Aug/Sep	0	0	0	0	0
Oct/Nov/Dec	0	0	0	0	-1
Jan/Feb/Mar	0	0	0	0	0
<b>Totals</b>	<b>0</b>	<b>0</b>	<b>0</b>	<b>0</b>	<b>-1</b>

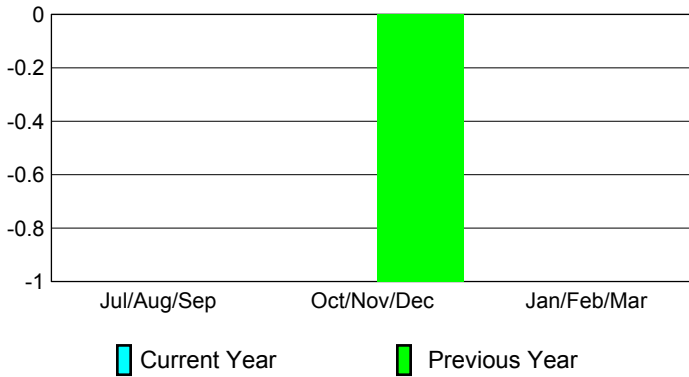
### Club Results 2009-2010

Goal, New, Dropped, Gain/Loss




### Comparison of Club Gain/Loss

Current Year Compared to the Previous Year



### YTD Status Quo Clubs 2009-2010

Status Quo Clubs Compared to Status Quo Members



## MEMBERSHIP

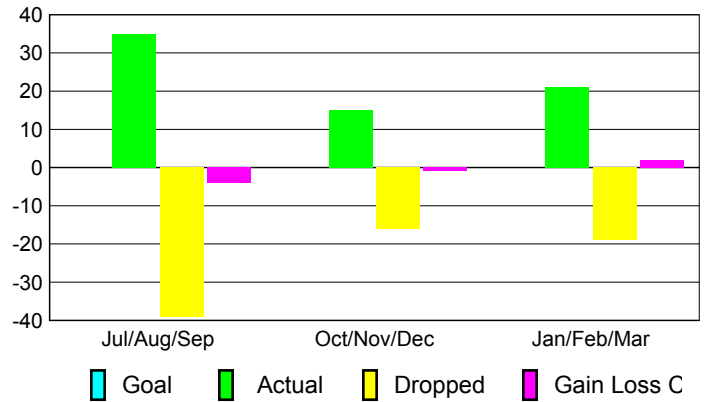
<b>Membership Results</b>
<b>2009-2010</b>

<b>Membership</b>
<b>2008-2009</b>

Month	Net Memb Goal	Actual New Memb	Actual Dropped Memb	Gain/Loss of Memb	Gain/Loss of Memb
Jul/Aug/Sep	0	35	-39	-4	-8
Oct/Nov/Dec	0	15	-16	-1	18
Jan/Feb/Mar	0	21	-19	2	-5
<b>Totals</b>	<b>0</b>	<b>71</b>	<b>-74</b>	<b>-3</b>	<b>5</b>

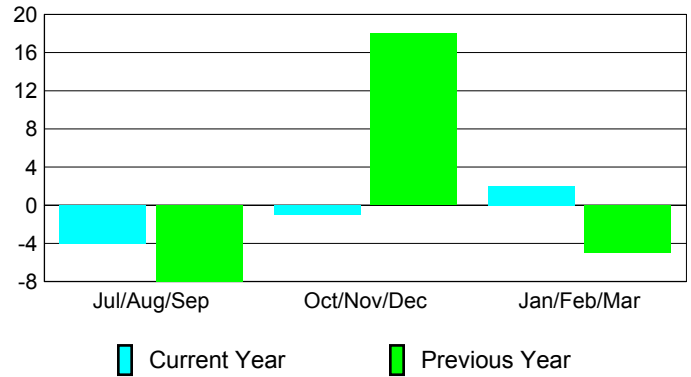
### Membership Results 2009-2010

Goal, New, Dropped, Gain/Loss

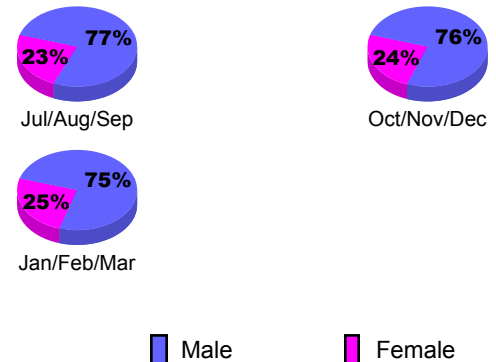


### Comparison of Membership Gain/Loss

Current Year Compared to the Previous Year



### Gender Comparison 2009-2010





# 2009-2010 GMT Quarterly Report for District (or Undistricted) **District 105BN ISLE**

GMT: **HOWARD PATRICK LEE**

Location: **ISLE OF MAN**

GMT CA: **4**

## CLUBS

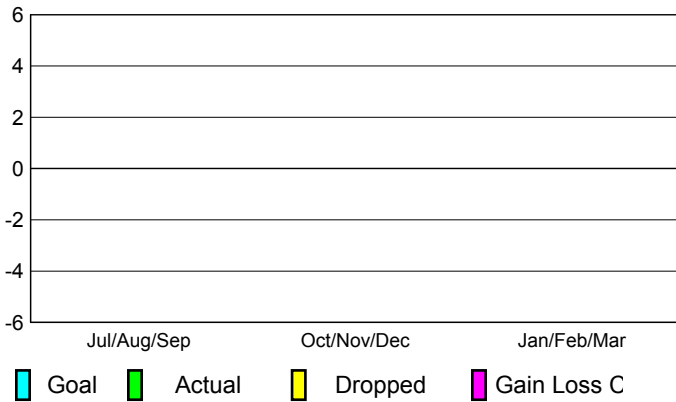
**Club Results  
2009-2010**

**Clubs  
2008-2009**

Month	New Club Goal	Actual New Clubs	Actual Dropped Clubs	Gain/Loss of Clubs	Gain/Loss of Clubs
Jul/Aug/Sep	0	0	0	0	0
Oct/Nov/Dec	0	0	0	0	0
Jan/Feb/Mar	0	0	0	0	0
<b>Totals</b>	<b>0</b>	<b>0</b>	<b>0</b>	<b>0</b>	<b>0</b>

### Club Results 2009-2010

Goal, New, Dropped, Gain/Loss



## MEMBERSHIP

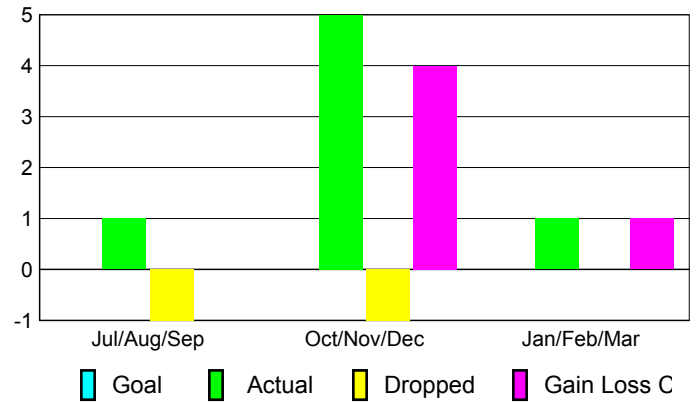
**Membership Results  
2009-2010**

**Membership  
2008-2009**

Month	Net Memb Goal	Actual New Memb	Actual Dropped Memb	Gain/Loss of Memb	Gain/Loss of Memb
Jul/Aug/Sep	0	1	-1	0	0
Oct/Nov/Dec	0	5	-1	4	-1
Jan/Feb/Mar	0	1	0	1	0
<b>Totals</b>	<b>0</b>	<b>7</b>	<b>-2</b>	<b>5</b>	<b>-1</b>


### Membership Results 2009-2010

Goal, New, Dropped, Gain/Loss



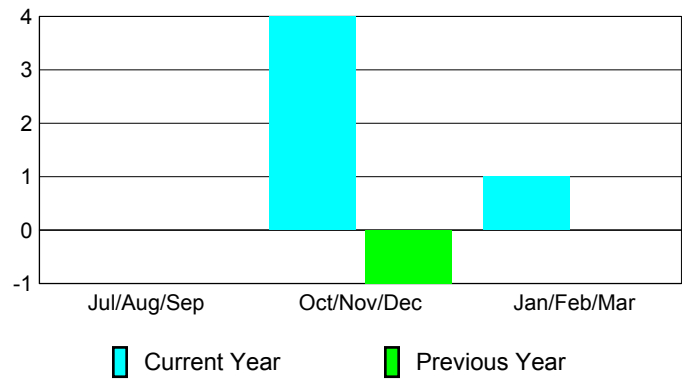
### Comparison of Club Gain/Loss

Current Year Compared to the Previous Year




### Comparison of Membership Gain/Loss

Current Year Compared to the Previous Year

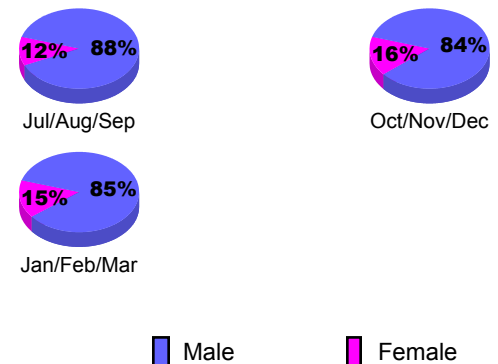


### YTD Status Quo Clubs 2009-2010

Status Quo Clubs Compared to Status Quo Members



### Gender Comparison 2009-2010





2009-2010 GMT Quarterly Report for District (or Undistricted) **District 105BS**

GMT: **HOWARD PATRICK LEE**

Location: **ENGLAND**

GMT CA: **4**

**CLUBS**

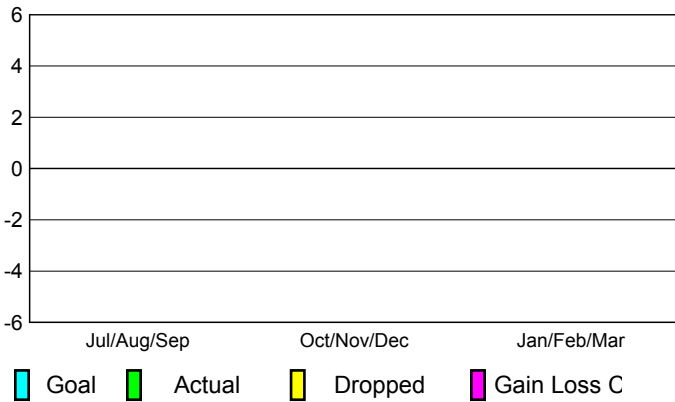
Club Results 2009-2010
---------------------------

Clubs 2008-2009
--------------------

Month	New Club Goal	Actual New Clubs	Actual Dropped Clubs	Gain/Loss of Clubs	Gain/Loss of Clubs
Jul/Aug/Sep	0	0	0	0	0
Oct/Nov/Dec	0	0	0	0	0
Jan/Feb/Mar	0	0	0	0	0
<b>Totals</b>	<b>0</b>	<b>0</b>	<b>0</b>	<b>0</b>	<b>0</b>

**Club Results 2009-2010**

Goal, New, Dropped, Gain/Loss



**MEMBERSHIP**

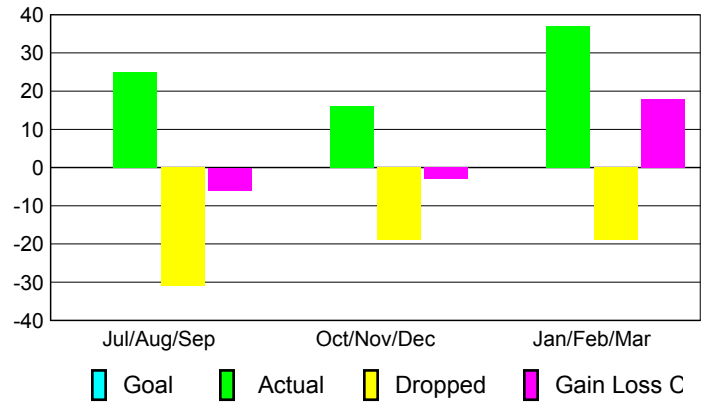
Membership Results 2009-2010
---------------------------------

Membership 2008-2009
-------------------------

Month	Net Memb Goal	Actual New Memb	Actual Dropped Memb	Gain/Loss of Memb	Gain/Loss of Memb
Jul/Aug/Sep	0	25	-31	-6	4
Oct/Nov/Dec	0	16	-19	-3	-10
Jan/Feb/Mar	0	37	-19	18	-16
<b>Totals</b>	<b>0</b>	<b>78</b>	<b>-69</b>	<b>9</b>	<b>-22</b>


**Membership Results 2009-2010**

Goal, New, Dropped, Gain/Loss



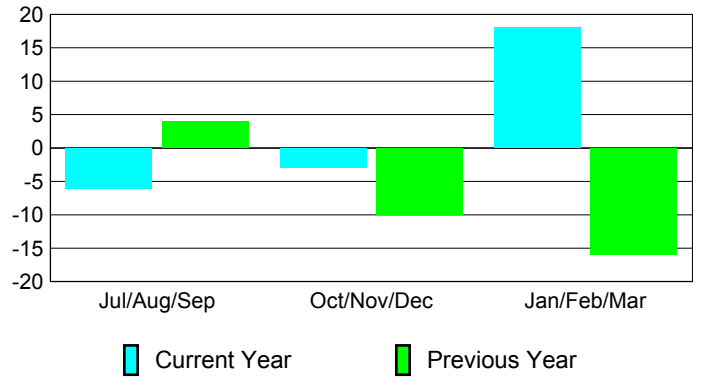
**Comparison of Club Gain/Loss**

Current Year Compared to the Previous Year




**Comparison of Membership Gain/Loss**

Current Year Compared to the Previous Year

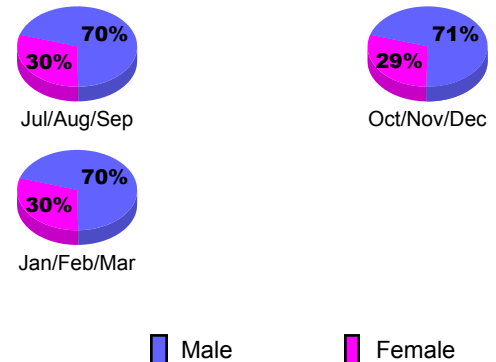


**YTD Status Quo Clubs 2009-2010**

Status Quo Clubs Compared to Status Quo Members



**Gender Comparison 2009-2010**





2009-2010 GMT Quarterly Report for District (or Undistricted) **District 105BS WALES**

GMT: **HOWARD PATRICK LEE**

Location: **WALES**

GMT CA: **4**

**CLUBS**

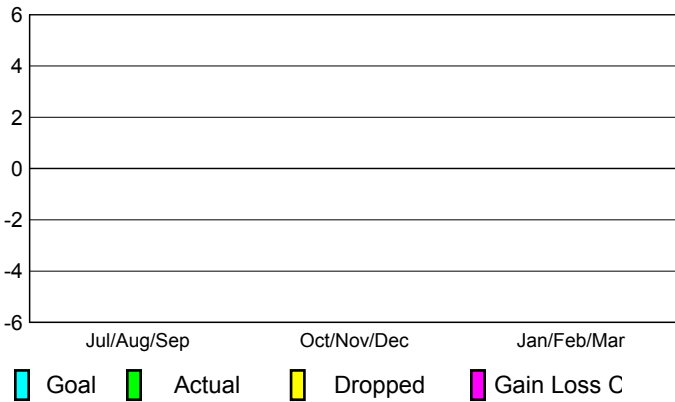
Club Results 2009-2010
---------------------------

Clubs 2008-2009
--------------------

Month	New Club Goal	Actual New Clubs	Actual Dropped Clubs	Gain/Loss of Clubs	Gain/Loss of Clubs
Jul/Aug/Sep	0	0	0	0	0
Oct/Nov/Dec	0	0	0	0	0
Jan/Feb/Mar	0	0	0	0	-1
<b>Totals</b>	<b>0</b>	<b>0</b>	<b>0</b>	<b>0</b>	<b>-1</b>

**Club Results 2009-2010**

Goal, New, Dropped, Gain/Loss



**MEMBERSHIP**

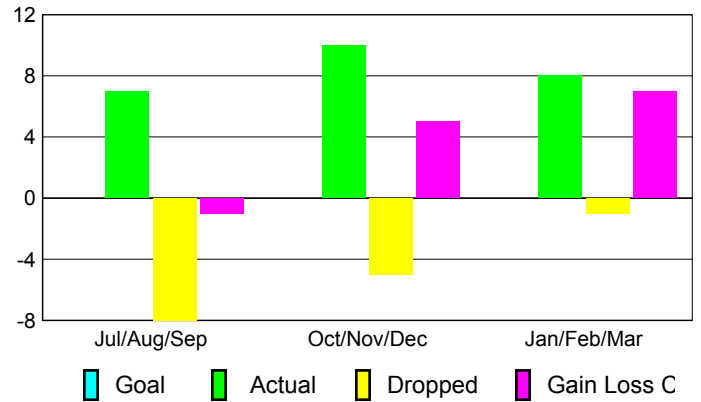
Membership Results 2009-2010
---------------------------------

Membership 2008-2009
-------------------------

Month	Net Memb Goal	Actual New Memb	Actual Dropped Memb	Gain/Loss of Memb	Gain/Loss of Memb
Jul/Aug/Sep	0	7	-8	-1	5
Oct/Nov/Dec	0	10	-5	5	-8
Jan/Feb/Mar	0	8	-1	7	-8
<b>Totals</b>	<b>0</b>	<b>25</b>	<b>-14</b>	<b>11</b>	<b>-11</b>


**Membership Results 2009-2010**

Goal, New, Dropped, Gain/Loss



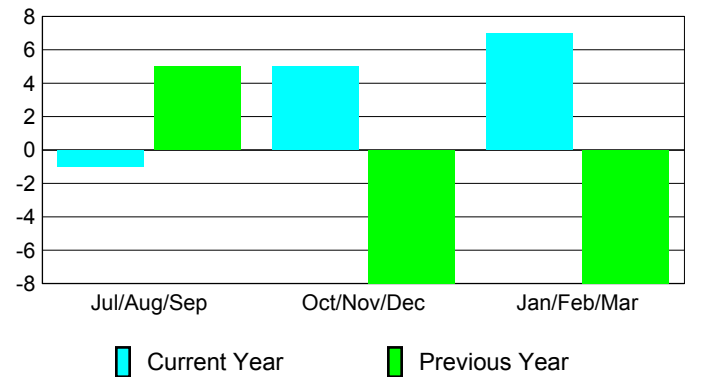
**Comparison of Club Gain/Loss**

Current Year Compared to the Previous Year



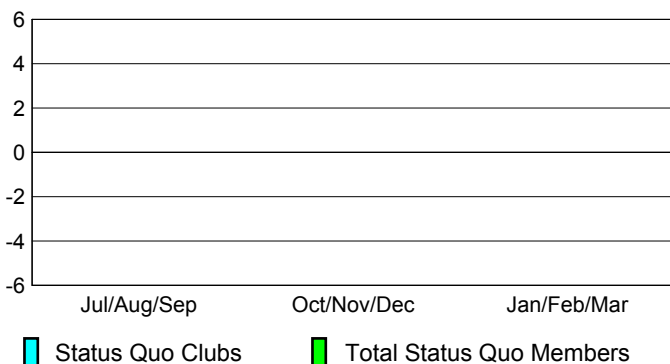
**Comparison of Membership Gain/Loss**

Current Year Compared to the Previous Year

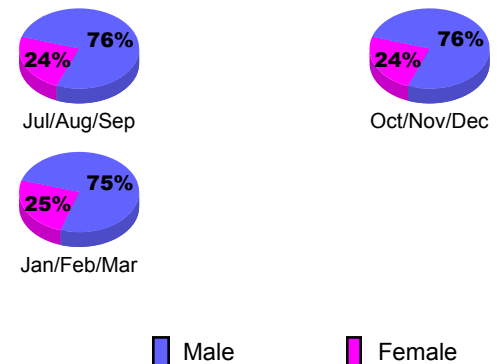


**YTD Status Quo Clubs 2009-2010**

Status Quo Clubs Compared to Status Quo Members



**Gender Comparison 2009-2010**





# 2009-2010 GMT Quarterly Report for District (or Undistricted) **District 105 C**

**GMT: HOWARD PATRICK LEE**

**Location: ENGLAND**

**GMT CA: 4**

## CLUBS

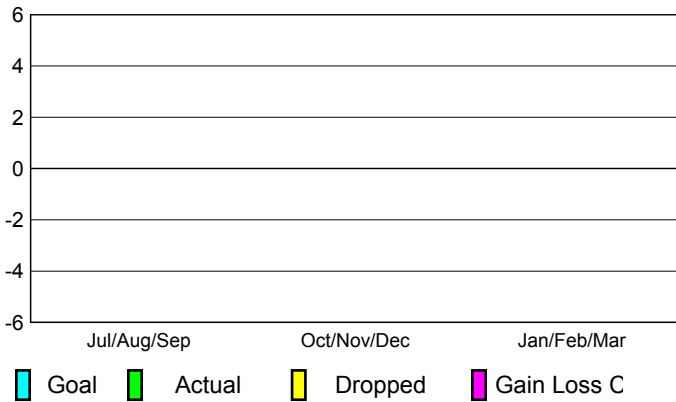
Club Results  
2009-2010

Clubs  
2008-2009

Month	New Club Goal	Actual New Clubs	Actual Dropped Clubs	Gain/Loss of Clubs	Gain/Loss of Clubs
Jul/Aug/Sep	0	0	0	0	0
Oct/Nov/Dec	0	0	0	0	0
Jan/Feb/Mar	0	0	0	0	0
<b>Totals</b>	<b>0</b>	<b>0</b>	<b>0</b>	<b>0</b>	<b>0</b>


### Club Results 2009-2010

Goal, New, Dropped, Gain/Loss




### Comparison of Club Gain/Loss

Current Year Compared to the Previous Year



### YTD Status Quo Clubs 2009-2010

Status Quo Clubs Compared to Status Quo Members



## MEMBERSHIP

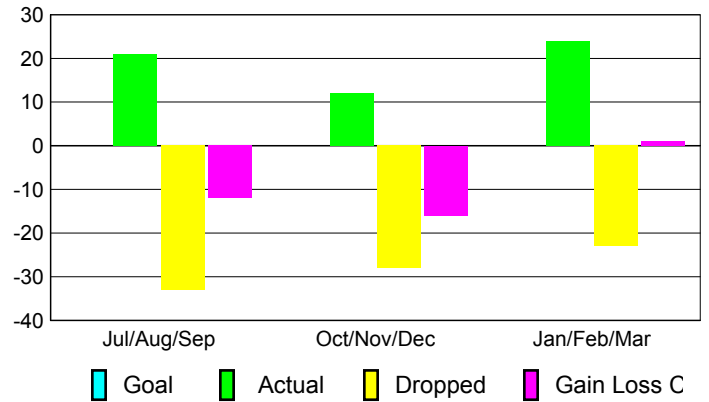
Membership Results  
2009-2010

Membership  
2008-2009

Month	Net Memb Goal	Actual New Memb	Actual Dropped Memb	Gain/Loss of Memb	Gain/Loss of Memb
Jul/Aug/Sep	0	21	-33	-12	-2
Oct/Nov/Dec	0	12	-28	-16	15
Jan/Feb/Mar	0	24	-23	1	11
<b>Totals</b>	<b>0</b>	<b>57</b>	<b>-84</b>	<b>-27</b>	<b>24</b>

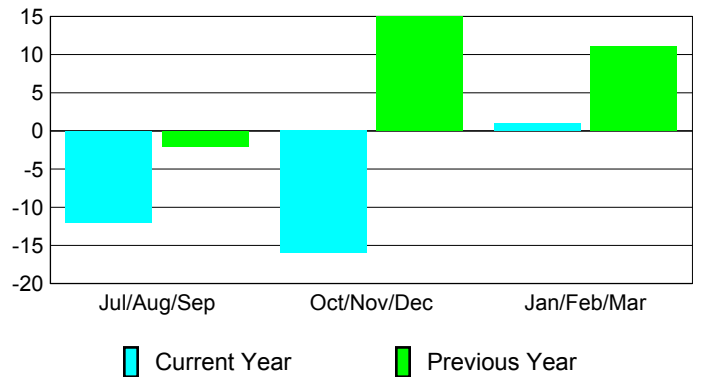
### Membership Results 2009-2010

Goal, New, Dropped, Gain/Loss

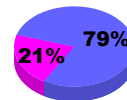


### Comparison of Membership Gain/Loss

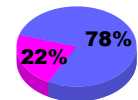
Current Year Compared to the Previous Year



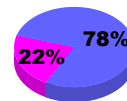
### Gender Comparison 2009-2010



Jul/Aug/Sep



Oct/Nov/Dec



Jan/Feb/Mar

Male

Female



# 2009-2010 GMT Quarterly Report for District (or Undistricted) **District 105 D**

GMT: **HOWARD PATRICK LEE**

Location: **ENGLAND**

GMT CA: **4**

## CLUBS

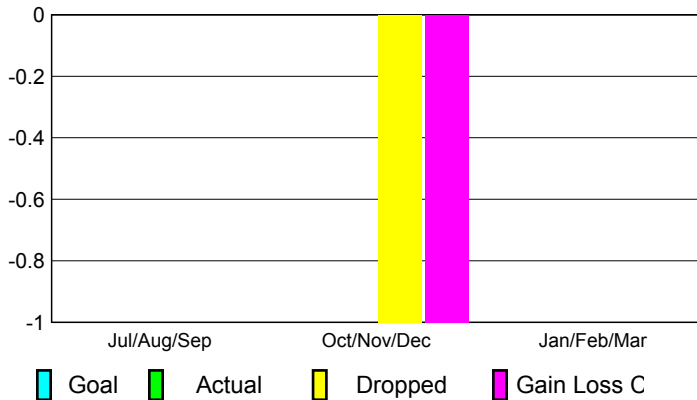
**Club Results**  
2009-2010

**Clubs**  
2008-2009

Month	New Club Goal	Actual New Clubs	Actual Dropped Clubs	Gain/Loss of Clubs	Gain/Loss of Clubs
Jul/Aug/Sep	0	0	0	0	0
Oct/Nov/Dec	0	0	-1	-1	-1
Jan/Feb/Mar	0	0	0	0	0
<b>Totals</b>	<b>0</b>	<b>0</b>	<b>-1</b>	<b>-1</b>	<b>-1</b>

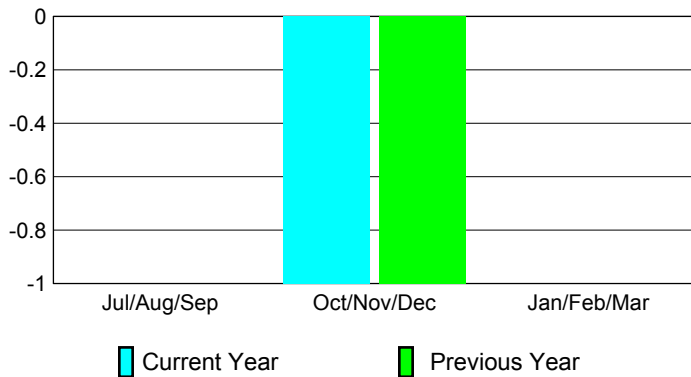
### Club Results 2009-2010

Goal, New, Dropped, Gain/Loss




### Comparison of Club Gain/Loss

Current Year Compared to the Previous Year



### YTD Status Quo Clubs 2009-2010

Status Quo Clubs Compared to Status Quo Members



## MEMBERSHIP

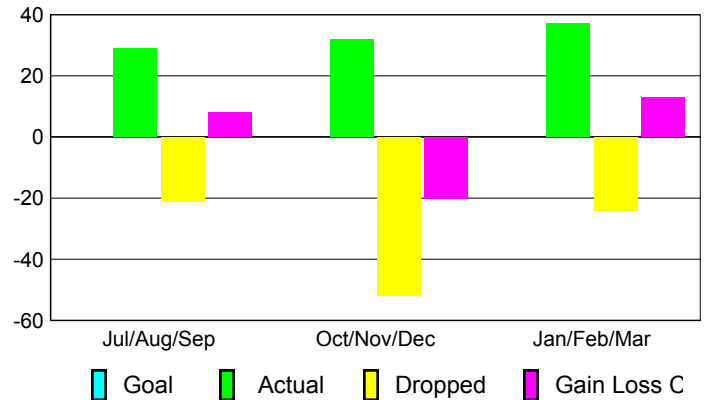
**Membership Results**  
2009-2010

**Membership**  
2008-2009

Month	Net Memb Goal	Actual New Memb	Actual Dropped Memb	Gain/Loss of Memb	Gain/Loss of Memb
Jul/Aug/Sep	0	29	-21	8	14
Oct/Nov/Dec	0	32	-52	-20	-27
Jan/Feb/Mar	0	37	-24	13	5
<b>Totals</b>	<b>0</b>	<b>98</b>	<b>-97</b>	<b>1</b>	<b>-8</b>

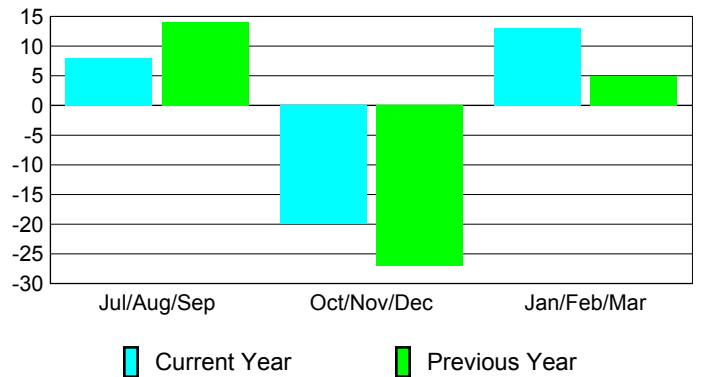
### Membership Results 2009-2010

Goal, New, Dropped, Gain/Loss

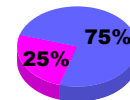


### Comparison of Membership Gain/Loss

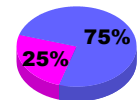
Current Year Compared to the Previous Year



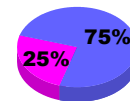
### Gender Comparison 2009-2010



Jul/Aug/Sep



Oct/Nov/Dec



Jan/Feb/Mar

Male

Female



# 2009-2010 GMT Quarterly Report for District (or Undistricted) **District 105 D**

GMT: **HOWARD PATRICK LEE**

Location: **CHANNEL ISLE**

GMT CA: **4**

## CLUBS

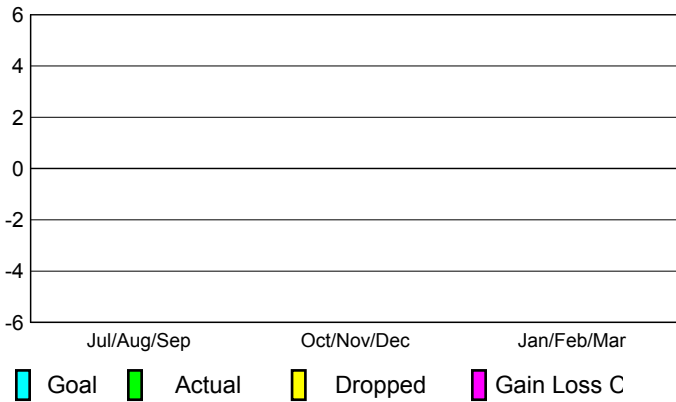
**Club Results**  
2009-2010

**Clubs**  
2008-2009

Month	New Club	Actual New	Actual Dropped	Gain/Loss of	Gain/Loss of
	Goal	Clubs	Clubs	Clubs	Clubs
Jul/Aug/Sep	0	0	0	0	0
Oct/Nov/Dec	0	0	0	0	0
Jan/Feb/Mar	0	0	0	0	0
<b>Totals</b>	<b>0</b>	<b>0</b>	<b>0</b>	<b>0</b>	<b>0</b>

### Club Results 2009-2010

Goal, New, Dropped, Gain/Loss



## MEMBERSHIP

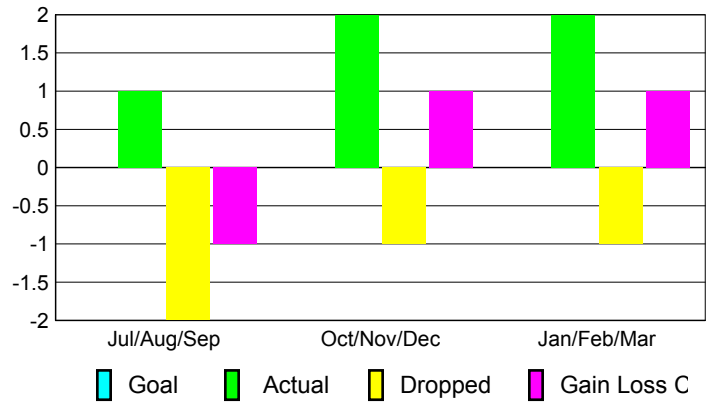
**Membership Results**  
2009-2010

**Membership**  
2008-2009

Month	Net Memb	Actual New	Actual Dropped	Gain/Loss of	Gain/Loss of
	Goal	Memb	Memb	Memb	Memb
Jul/Aug/Sep	0	1	-2	-1	3
Oct/Nov/Dec	0	2	-1	1	-1
Jan/Feb/Mar	0	2	-1	1	1
<b>Totals</b>	<b>0</b>	<b>5</b>	<b>-4</b>	<b>1</b>	<b>3</b>


### Membership Results 2009-2010

Goal, New, Dropped, Gain/Loss



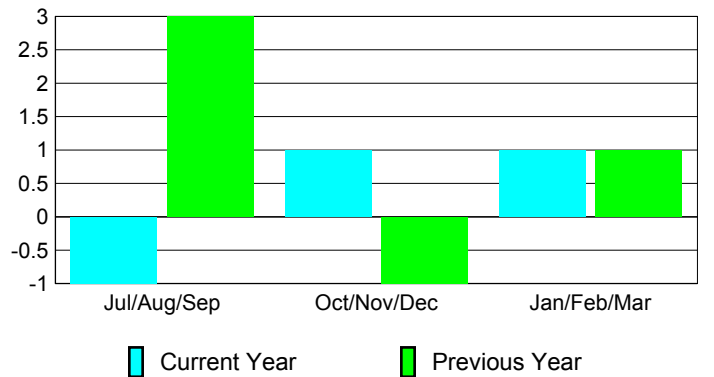
### Comparison of Club Gain/Loss

Current Year Compared to the Previous Year



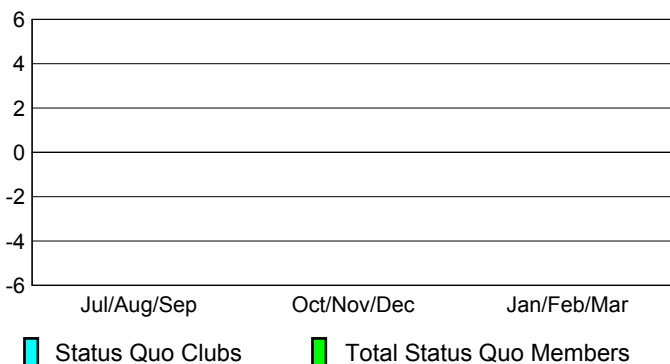
### Comparison of Membership Gain/Loss

Current Year Compared to the Previous Year

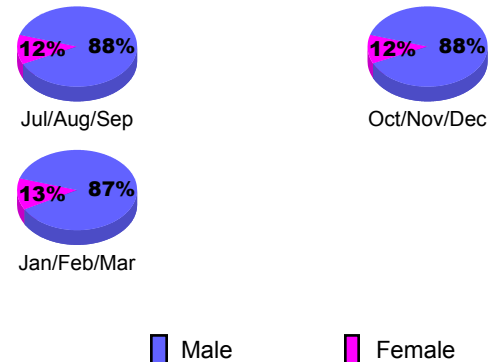


### YTD Status Quo Clubs 2009-2010

Status Quo Clubs Compared to Status Quo Members



### Gender Comparison 2009-2010







# 2009-2010 GMT Quarterly Report for District (or Undistricted) **District 105 E**

GMT: **HOWARD PATRICK LEE**

Location: **ENGLAND**

GMT CA: **4**

## CLUBS

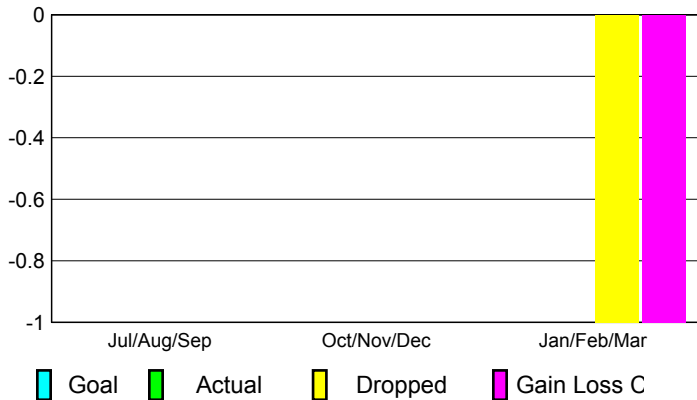
**Club Results**  
2009-2010

**Clubs**  
2008-2009

Month	New Club Goal	Actual New Clubs	Actual Dropped Clubs	Gain/Loss of Clubs	Gain/Loss of Clubs
Jul/Aug/Sep	0	0	0	0	0
Oct/Nov/Dec	0	0	0	0	0
Jan/Feb/Mar	0	0	-1	-1	-1
<b>Totals</b>	<b>0</b>	<b>0</b>	<b>-1</b>	<b>-1</b>	<b>-1</b>

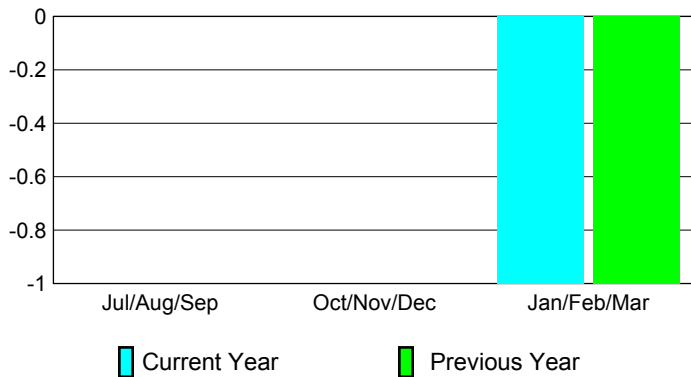
### Club Results 2009-2010

Goal, New, Dropped, Gain/Loss




### Comparison of Club Gain/Loss

Current Year Compared to the Previous Year



### YTD Status Quo Clubs 2009-2010

Status Quo Clubs Compared to Status Quo Members



## MEMBERSHIP

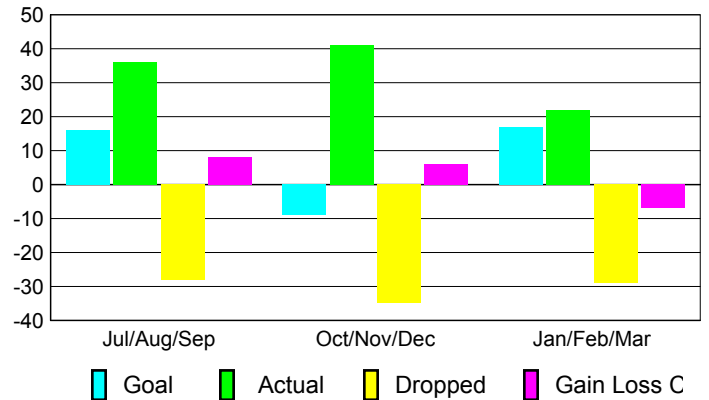
**Membership Results**  
2009-2010

**Membership**  
2008-2009

Month	Net Memb Goal	Actual New Memb	Actual Dropped Memb	Gain/Loss of Memb	Gain/Loss of Memb
Jul/Aug/Sep	16	36	-28	8	7
Oct/Nov/Dec	-9	41	-35	6	-25
Jan/Feb/Mar	17	22	-29	-7	-20
<b>Totals</b>	<b>24</b>	<b>99</b>	<b>-92</b>	<b>7</b>	<b>-38</b>

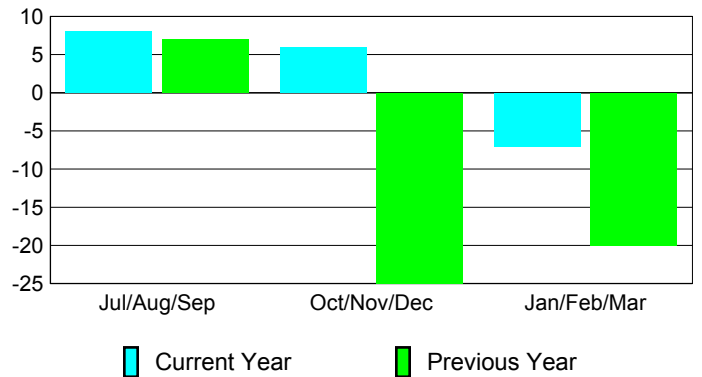
### Membership Results 2009-2010

Goal, New, Dropped, Gain/Loss

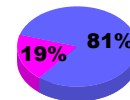


### Comparison of Membership Gain/Loss

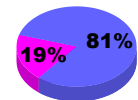
Current Year Compared to the Previous Year



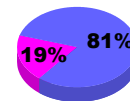
### Gender Comparison 2009-2010



Jul/Aug/Sep



Oct/Nov/Dec



Jan/Feb/Mar

Male

Female



# 2009-2010 GMT Quarterly Report for District (or Undistricted) **District 105EA**

**GMT: HOWARD PATRICK LEE**

**Location: ENGLAND**

**GMT CA: 4**

## CLUBS

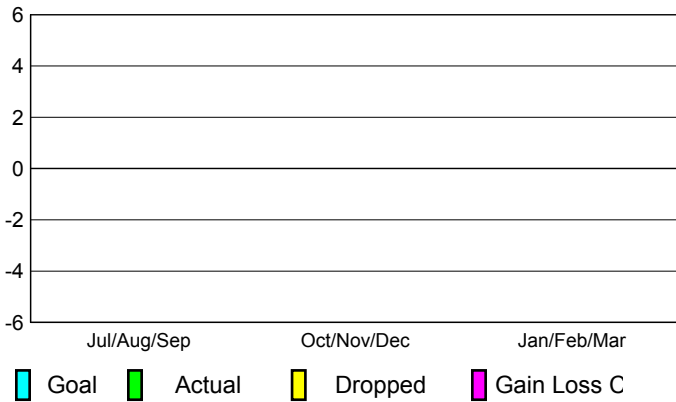
**Club Results  
2009-2010**

**Clubs  
2008-2009**

Month	New Club Goal	Actual New Clubs	Actual Dropped Clubs	Gain/Loss of Clubs	Gain/Loss of Clubs
Jul/Aug/Sep	0	0	0	0	0
Oct/Nov/Dec	0	0	0	0	0
Jan/Feb/Mar	0	0	0	0	0
<b>Totals</b>	<b>0</b>	<b>0</b>	<b>0</b>	<b>0</b>	<b>0</b>


### Club Results 2009-2010

Goal, New, Dropped, Gain/Loss




### Comparison of Club Gain/Loss

Current Year Compared to the Previous Year



### YTD Status Quo Clubs 2009-2010

Status Quo Clubs Compared to Status Quo Members



## MEMBERSHIP

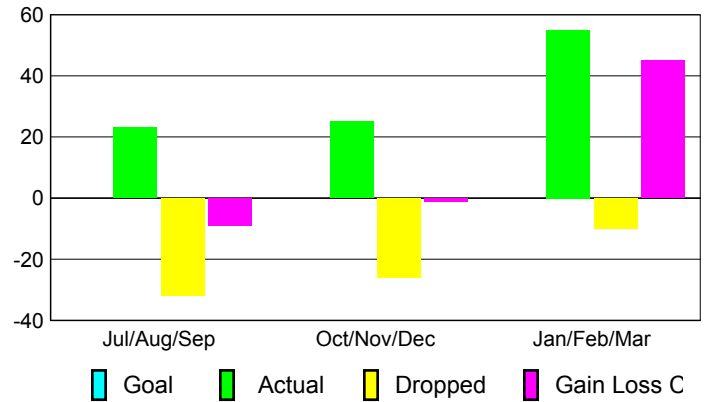
**Membership Results  
2009-2010**

**Membership  
2008-2009**

Month	Net Memb Goal	Actual New Memb	Actual Dropped Memb	Gain/Loss of Memb	Gain/Loss of Memb
Jul/Aug/Sep	0	23	-32	-9	-10
Oct/Nov/Dec	0	25	-26	-1	-38
Jan/Feb/Mar	0	55	-10	45	5
<b>Totals</b>	<b>0</b>	<b>103</b>	<b>-68</b>	<b>35</b>	<b>-43</b>

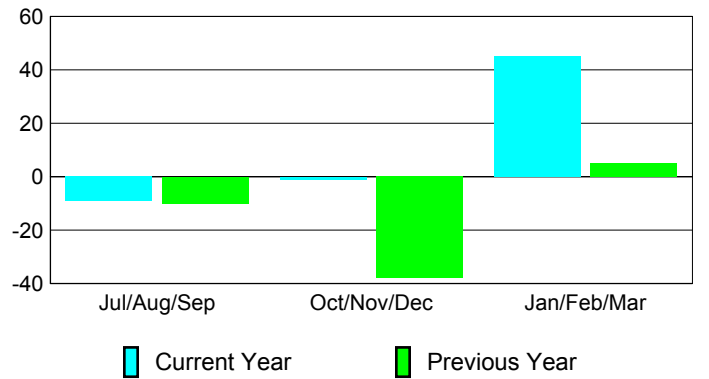
### Membership Results 2009-2010

Goal, New, Dropped, Gain/Loss

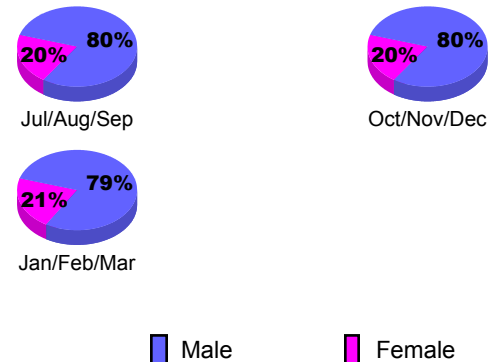


### Comparison of Membership Gain/Loss

Current Year Compared to the Previous Year



### Gender Comparison 2009-2010





# 2009-2010 GMT Quarterly Report for District (or Undistricted) **District 105 I**

GMT: **HOWARD PATRICK LEE**

Location: **NORTHERN IRELAND**

GMT CA: **4**

## CLUBS

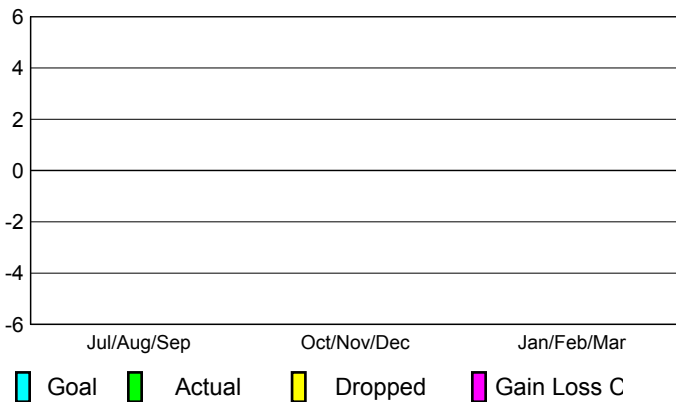
**Club Results**  
2009-2010

**Clubs**  
2008-2009

Month	New Club Goal	Actual New Clubs	Actual Dropped Clubs	Gain/Loss of Clubs	Gain/Loss of Clubs
Jul/Aug/Sep	0	0	0	0	0
Oct/Nov/Dec	0	0	0	0	-1
Jan/Feb/Mar	0	0	0	0	0
<b>Totals</b>	<b>0</b>	<b>0</b>	<b>0</b>	<b>0</b>	<b>-1</b>

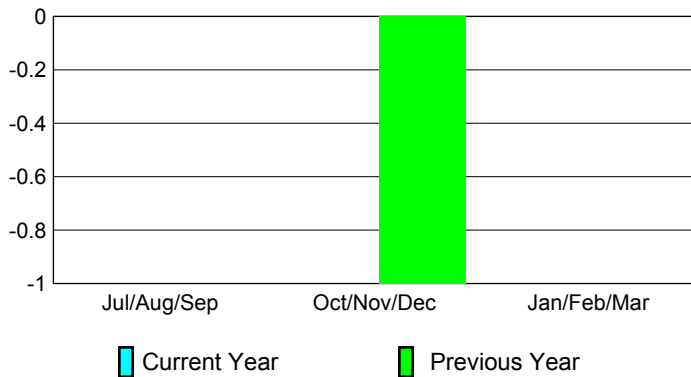
### Club Results 2009-2010

Goal, New, Dropped, Gain/Loss



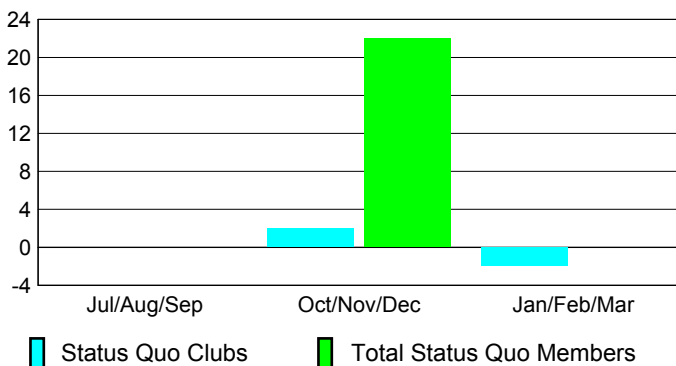
### Comparison of Club Gain/Loss

Current Year Compared to the Previous Year



### YTD Status Quo Clubs 2009-2010

Status Quo Clubs Compared to Status Quo Members



## MEMBERSHIP

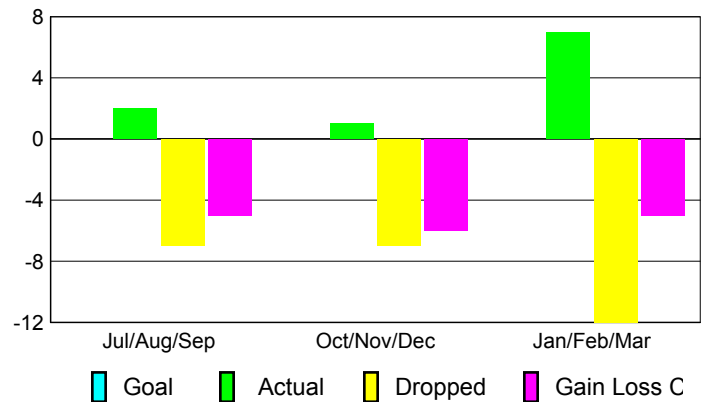
**Membership Results**  
2009-2010

**Membership**  
2008-2009

Month	Net Memb Goal	Actual New Memb	Actual Dropped Memb	Gain/Loss of Memb	Gain/Loss of Memb
Jul/Aug/Sep	0	2	-7	-5	-3
Oct/Nov/Dec	0	1	-7	-6	-12
Jan/Feb/Mar	0	7	-12	-5	5
<b>Totals</b>	<b>0</b>	<b>10</b>	<b>-26</b>	<b>-16</b>	<b>-10</b>

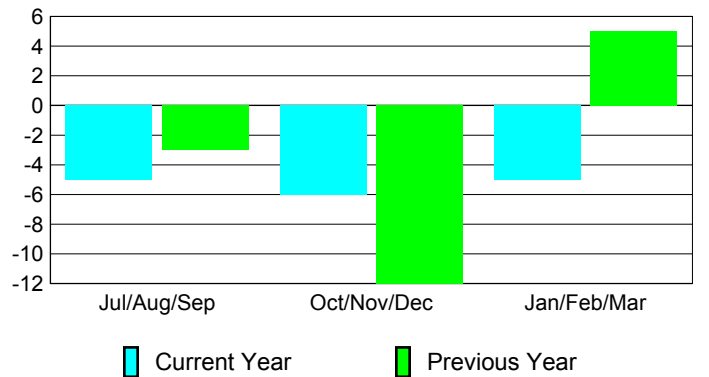
### Membership Results 2009-2010

Goal, New, Dropped, Gain/Loss

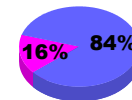


### Comparison of Membership Gain/Loss

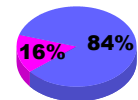
Current Year Compared to the Previous Year



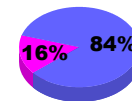
### Gender Comparison 2009-2010



Jul/Aug/Sep



Oct/Nov/Dec



Jan/Feb/Mar

Male

Female



# 2009-2010 GMT Quarterly Report for District (or Undistricted) **District 105 I**

GMT: **HOWARD PATRICK LEE**

Location: **REPUBLIC OF IRELAND**

GMT CA: **4**

## CLUBS

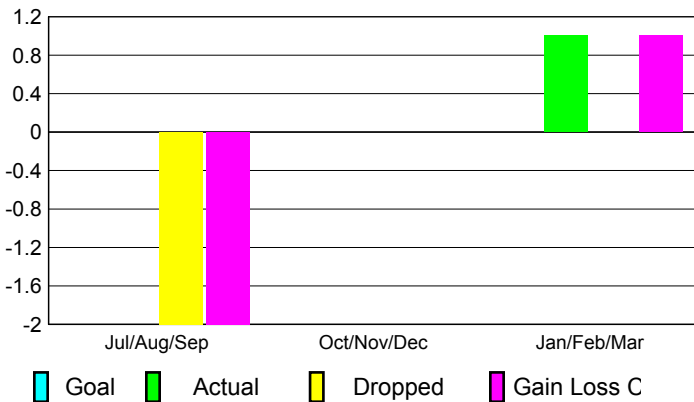
**Club Results**  
2009-2010

**Clubs**  
2008-2009

Month	New Club Goal	Actual New Clubs	Actual Dropped Clubs	Gain/Loss of Clubs	Gain/Loss of Clubs
Jul/Aug/Sep	0	0	-2	-2	-1
Oct/Nov/Dec	0	0	0	0	0
Jan/Feb/Mar	0	1	0	1	0
<b>Totals</b>	<b>0</b>	<b>1</b>	<b>-2</b>	<b>-1</b>	<b>-1</b>

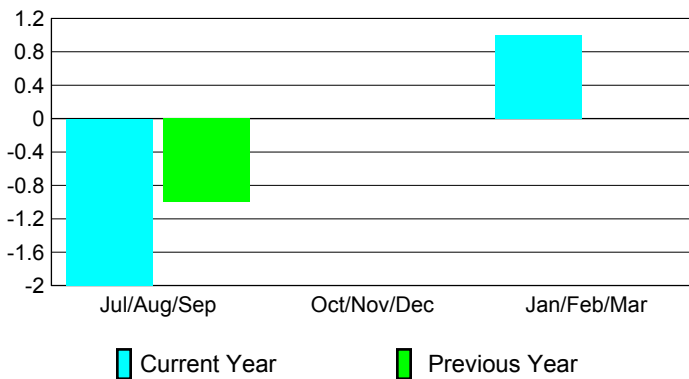
### Club Results 2009-2010

Goal, New, Dropped, Gain/Loss



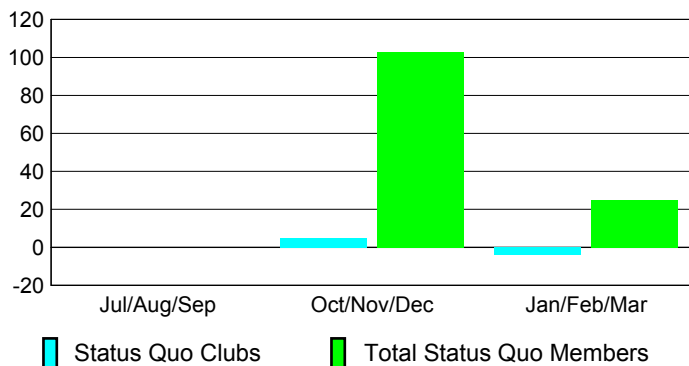
### Comparison of Club Gain/Loss

Current Year Compared to the Previous Year



### YTD Status Quo Clubs 2009-2010

Status Quo Clubs Compared to Status Quo Members



## MEMBERSHIP

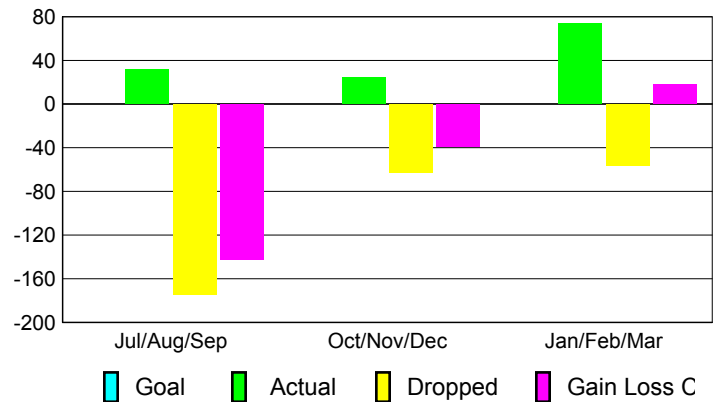
**Membership Results**  
2009-2010

**Membership**  
2008-2009

Month	Net Memb Goal	Actual New Memb	Actual Dropped Memb	Gain/Loss of Memb	Gain/Loss of Memb
Jul/Aug/Sep	0	32	-174	-142	-29
Oct/Nov/Dec	0	24	-63	-39	-5
Jan/Feb/Mar	0	74	-56	18	-16
<b>Totals</b>	<b>0</b>	<b>130</b>	<b>-293</b>	<b>-163</b>	<b>-50</b>

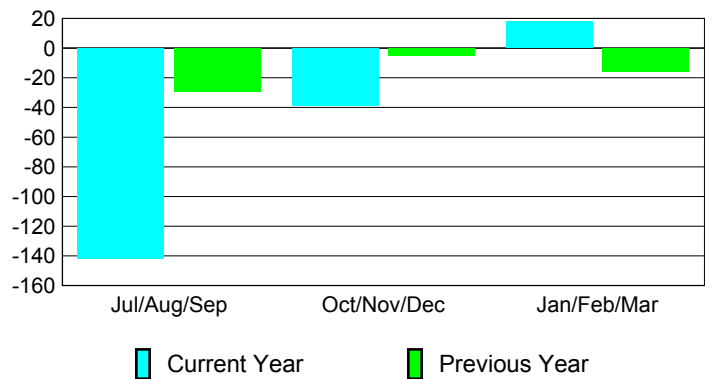
### Membership Results 2009-2010

Goal, New, Dropped, Gain/Loss

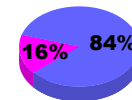


### Comparison of Membership Gain/Loss

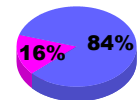
Current Year Compared to the Previous Year



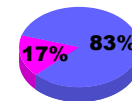
### Gender Comparison 2009-2010



Jul/Aug/Sep



Oct/Nov/Dec



Jan/Feb/Mar

Male

Female



# 2009-2010 GMT Quarterly Report for District (or Undistricted) **District 105 M**

GMT: **HOWARD PATRICK LEE**

Location: **ENGLAND**

GMT CA: **4**

## CLUBS

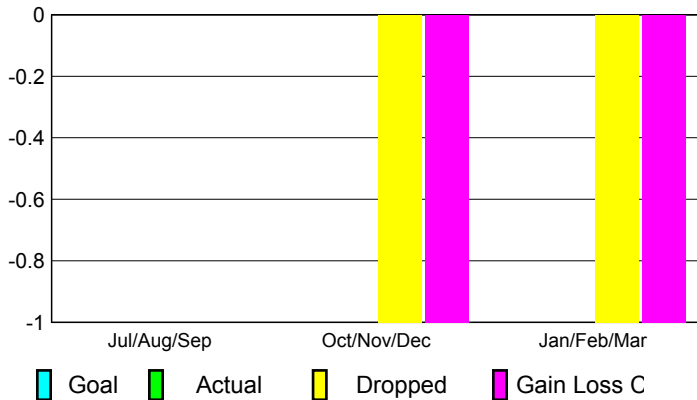
**Club Results  
2009-2010**

**Clubs  
2008-2009**

Month	New Club Goal	Actual New Clubs	Actual Dropped Clubs	Gain/Loss of Clubs	Gain/Loss of Clubs
Jul/Aug/Sep	0	0	0	0	0
Oct/Nov/Dec	0	0	-1	-1	0
Jan/Feb/Mar	0	0	-1	-1	1
<b>Totals</b>	<b>0</b>	<b>0</b>	<b>-2</b>	<b>-2</b>	<b>1</b>

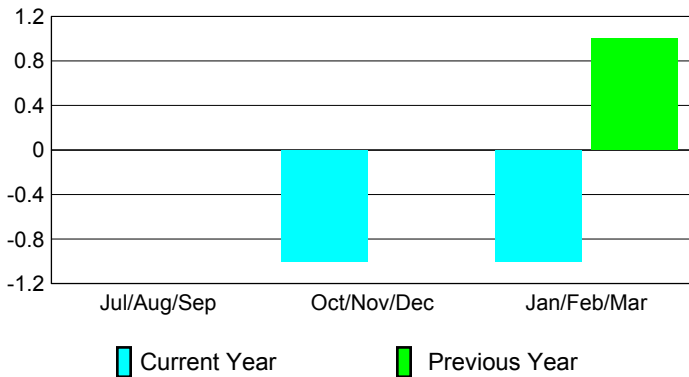
### Club Results 2009-2010

Goal, New, Dropped, Gain/Loss



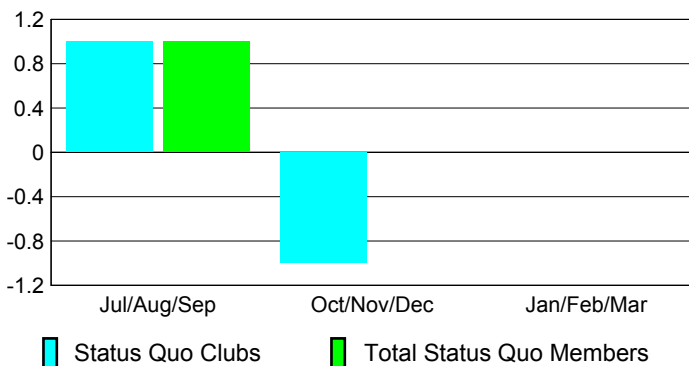
### Comparison of Club Gain/Loss

Current Year Compared to the Previous Year



### YTD Status Quo Clubs 2009-2010

Status Quo Clubs Compared to Status Quo Members



## MEMBERSHIP

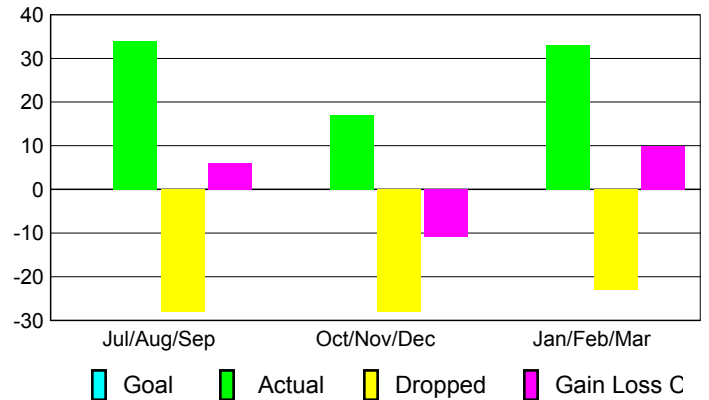
**Membership Results  
2009-2010**

**Membership  
2008-2009**

Month	Net Memb Goal	Actual New Memb	Actual Dropped Memb	Gain/Loss of Memb	Gain/Loss of Memb
Jul/Aug/Sep	0	34	-28	6	-13
Oct/Nov/Dec	0	17	-28	-11	-28
Jan/Feb/Mar	0	33	-23	10	35
<b>Totals</b>	<b>0</b>	<b>84</b>	<b>-79</b>	<b>5</b>	<b>-6</b>

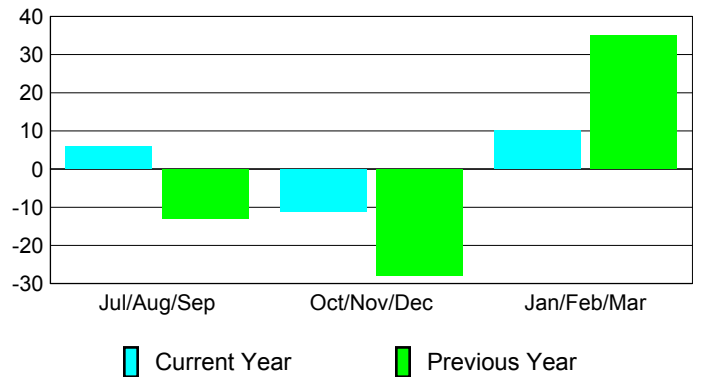
### Membership Results 2009-2010

Goal, New, Dropped, Gain/Loss

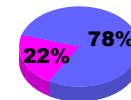


### Comparison of Membership Gain/Loss

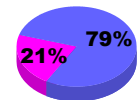
Current Year Compared to the Previous Year



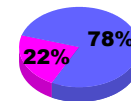
### Gender Comparison 2009-2010



Jul/Aug/Sep



Oct/Nov/Dec



Jan/Feb/Mar

Male

Female



# 2009-2010 GMT Quarterly Report for District (or Undistricted) **District 105NE**

GMT: **HOWARD PATRICK LEE**

Location: **ENGLAND**

GMT CA: **4**

## CLUBS

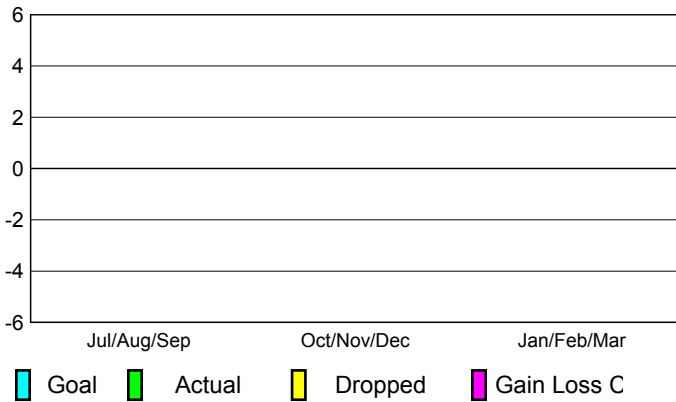
Club Results 2009-2010
---------------------------

Clubs 2008-2009
--------------------

Month	New Club Goal	Actual New Clubs	Actual Dropped Clubs	Gain/Loss of Clubs	Gain/Loss of Clubs
Jul/Aug/Sep	0	0	0	0	0
Oct/Nov/Dec	0	0	0	0	0
Jan/Feb/Mar	0	0	0	0	0
<b>Totals</b>	<b>0</b>	<b>0</b>	<b>0</b>	<b>0</b>	<b>0</b>

### Club Results 2009-2010

Goal, New, Dropped, Gain/Loss



## MEMBERSHIP

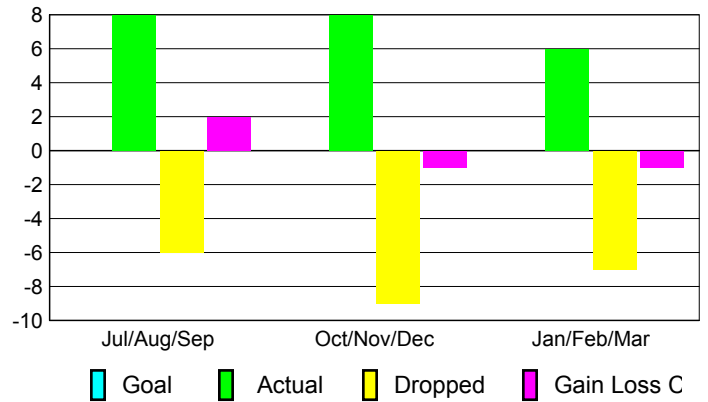
Membership Results 2009-2010
---------------------------------

Membership 2008-2009
-------------------------

Month	Net Memb Goal	Actual New Memb	Actual Dropped Memb	Gain/Loss of Memb	Gain/Loss of Memb
Jul/Aug/Sep	0	8	-6	2	5
Oct/Nov/Dec	0	8	-9	-1	0
Jan/Feb/Mar	0	6	-7	-1	5
<b>Totals</b>	<b>0</b>	<b>22</b>	<b>-22</b>	<b>0</b>	<b>10</b>


### Membership Results 2009-2010

Goal, New, Dropped, Gain/Loss



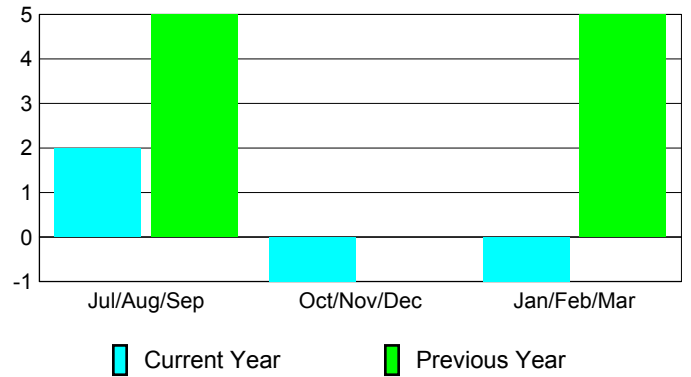
### Comparison of Club Gain/Loss

Current Year Compared to the Previous Year




### Comparison of Membership Gain/Loss

Current Year Compared to the Previous Year

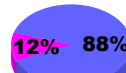


### YTD Status Quo Clubs 2009-2010

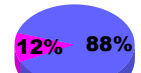
Status Quo Clubs Compared to Status Quo Members



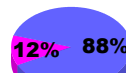
### Gender Comparison 2009-2010



Jul/Aug/Sep



Oct/Nov/Dec



Jan/Feb/Mar

Male

Female



# 2009-2010 GMT Quarterly Report for District (or Undistricted) **District 105NE**

GMT: **HOWARD PATRICK LEE**

Location: **SCOTLAND**

GMT CA: **4**

## CLUBS

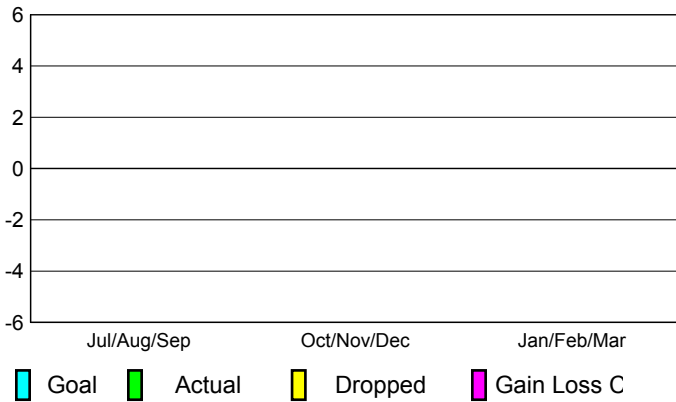
**Club Results  
2009-2010**

**Clubs  
2008-2009**

Month	New Club Goal	Actual New Clubs	Actual Dropped Clubs	Gain/Loss of Clubs	Gain/Loss of Clubs
Jul/Aug/Sep	0	0	0	0	0
Oct/Nov/Dec	0	0	0	0	0
Jan/Feb/Mar	0	0	0	0	0
<b>Totals</b>	<b>0</b>	<b>0</b>	<b>0</b>	<b>0</b>	<b>0</b>

### Club Results 2009-2010

Goal, New, Dropped, Gain/Loss



## MEMBERSHIP

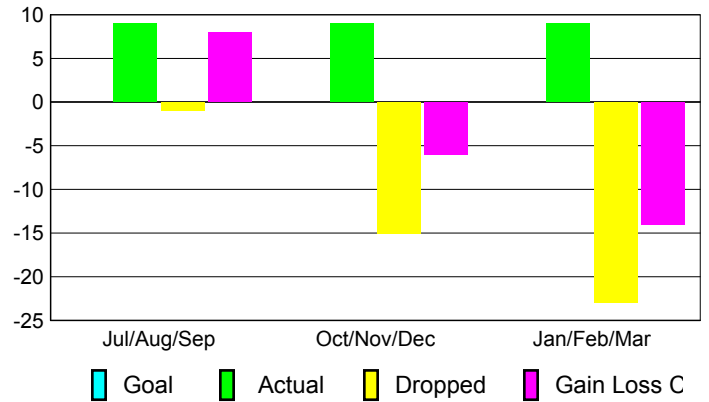
**Membership Results  
2009-2010**

**Membership  
2008-2009**

Month	Net Memb Goal	Actual New Memb	Actual Dropped Memb	Gain/Loss of Memb	Gain/Loss of Memb
Jul/Aug/Sep	0	9	-1	8	2
Oct/Nov/Dec	0	9	-15	-6	0
Jan/Feb/Mar	0	9	-23	-14	0
<b>Totals</b>	<b>0</b>	<b>27</b>	<b>-39</b>	<b>-12</b>	<b>2</b>


### Membership Results 2009-2010

Goal, New, Dropped, Gain/Loss



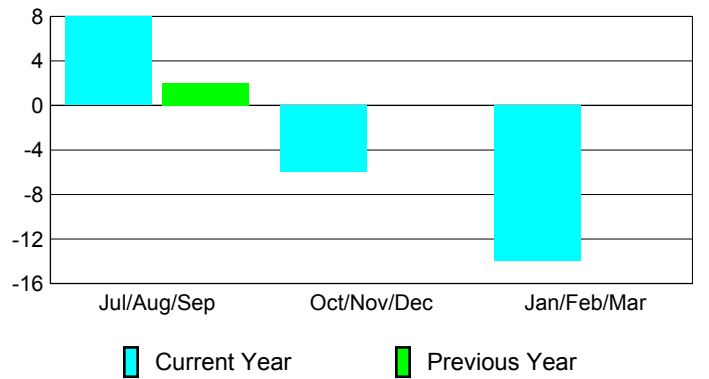
### Comparison of Club Gain/Loss

Current Year Compared to the Previous Year




### Comparison of Membership Gain/Loss

Current Year Compared to the Previous Year

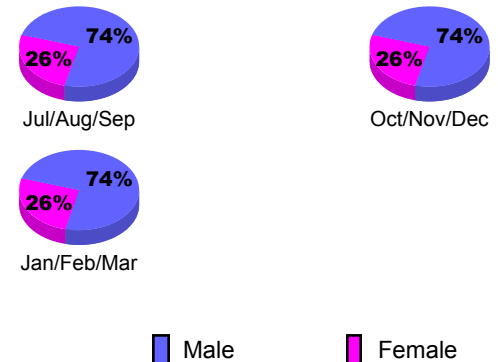


### YTD Status Quo Clubs 2009-2010

Status Quo Clubs Compared to Status Quo Members



### Gender Comparison 2009-2010





# 2009-2010 GMT Quarterly Report for District (or Undistricted) **District 105SW**

**GMT: HOWARD PATRICK LEE**

**Location: ENGLAND**

**GMT CA: 4**

## CLUBS

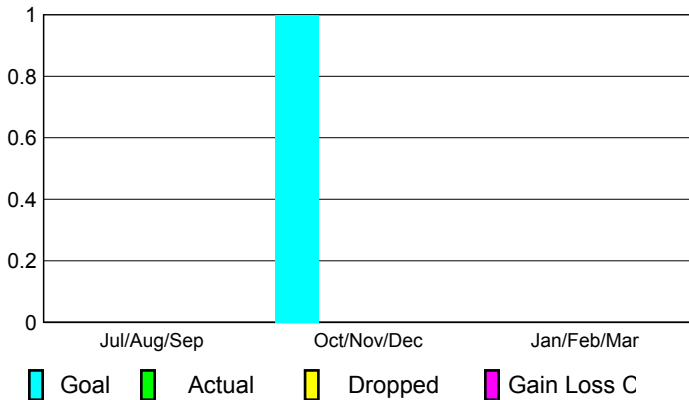
Club Results  
2009-2010

Clubs  
2008-2009

Month	New Club Goal	Actual New Clubs	Actual Dropped Clubs	Gain/Loss of Clubs	Gain/Loss of Clubs
Jul/Aug/Sep	0	0	0	0	0
Oct/Nov/Dec	1	0	0	0	1
Jan/Feb/Mar	0	0	0	0	-2
<b>Totals</b>	<b>1</b>	<b>0</b>	<b>0</b>	<b>0</b>	<b>-1</b>

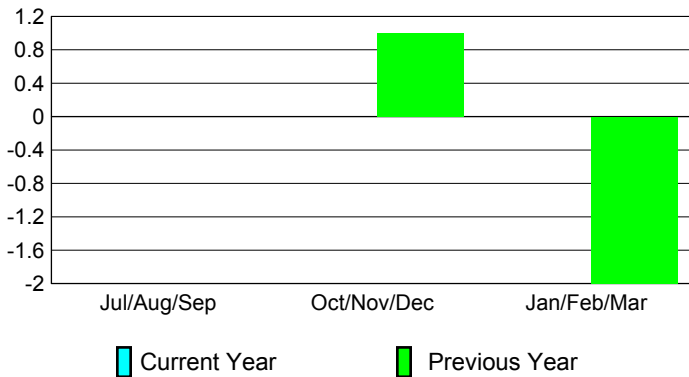
### Club Results 2009-2010

Goal, New, Dropped, Gain/Loss



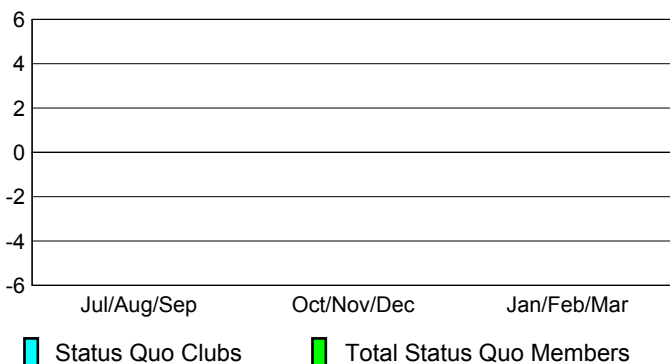
### Comparison of Club Gain/Loss

Current Year Compared to the Previous Year



### YTD Status Quo Clubs 2009-2010

Status Quo Clubs Compared to Status Quo Members



## MEMBERSHIP

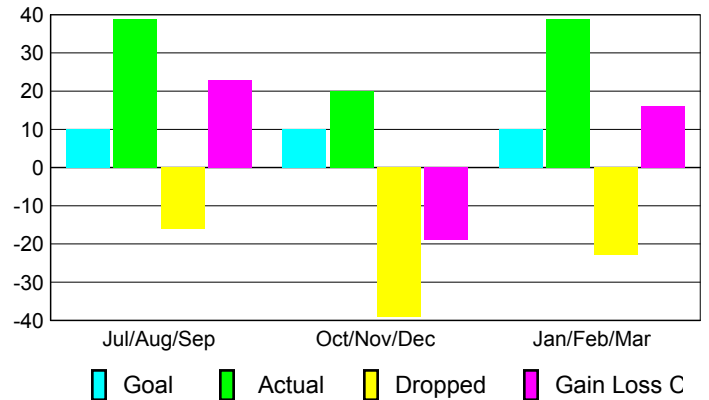
Membership Results  
2009-2010

Membership  
2008-2009

Month	Net Memb Goal	Actual New Memb	Actual Dropped Memb	Gain/Loss of Memb	Gain/Loss of Memb
Jul/Aug/Sep	10	39	-16	23	-12
Oct/Nov/Dec	10	20	-39	-19	-6
Jan/Feb/Mar	10	39	-23	16	1
<b>Totals</b>	<b>30</b>	<b>98</b>	<b>-78</b>	<b>20</b>	<b>-17</b>

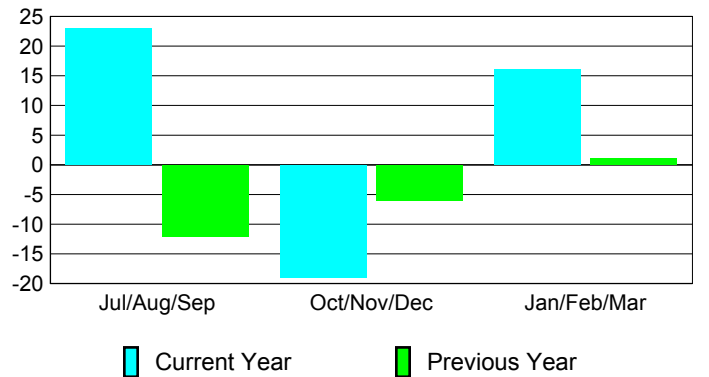
### Membership Results 2009-2010

Goal, New, Dropped, Gain/Loss

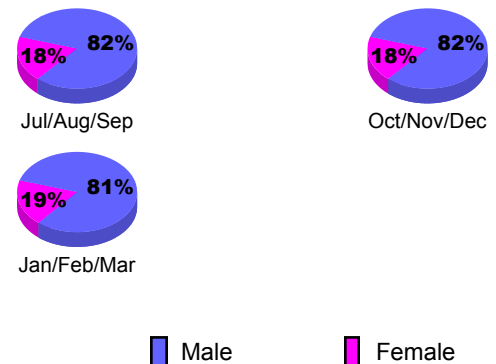


### Comparison of Membership Gain/Loss

Current Year Compared to the Previous Year



### Gender Comparison 2009-2010







# 2009-2010 GMT Quarterly Report for District (or Undistricted) **District 105SE**

**GMT: HOWARD PATRICK LEE**

**Location: ENGLAND**

**GMT CA: 4**

## CLUBS

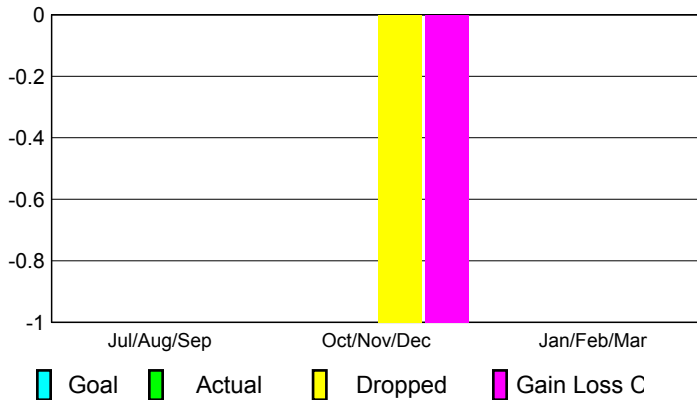
Club Results  
2009-2010

Clubs  
2008-2009

Month	New Club Goal	Actual New Clubs	Actual Dropped Clubs	Gain/Loss of Clubs	Gain/Loss of Clubs
Jul/Aug/Sep	0	0	0	0	0
Oct/Nov/Dec	0	0	-1	-1	0
Jan/Feb/Mar	0	0	0	0	-1
<b>Totals</b>	<b>0</b>	<b>0</b>	<b>-1</b>	<b>-1</b>	<b>-1</b>

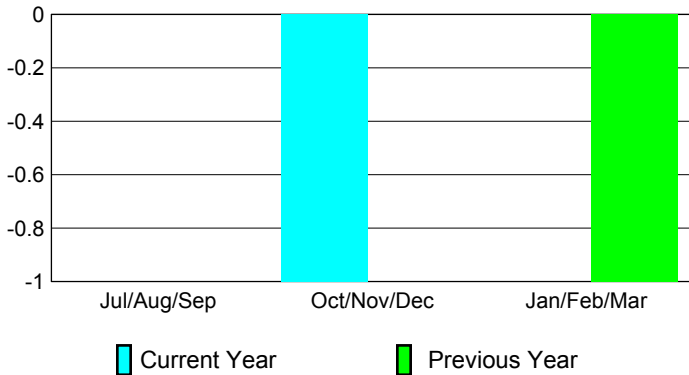
### Club Results 2009-2010

Goal, New, Dropped, Gain/Loss




### Comparison of Club Gain/Loss

Current Year Compared to the Previous Year



### YTD Status Quo Clubs 2009-2010

Status Quo Clubs Compared to Status Quo Members



## MEMBERSHIP

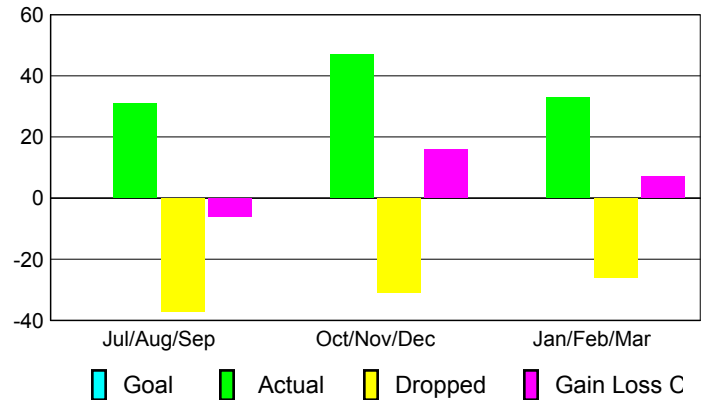
Membership Results  
2009-2010

Membership  
2008-2009

Month	Net Memb Goal	Actual New Memb	Actual Dropped Memb	Gain/Loss of Memb	Gain/Loss of Memb
Jul/Aug/Sep	0	31	-37	-6	11
Oct/Nov/Dec	0	47	-31	16	-4
Jan/Feb/Mar	0	33	-26	7	9
<b>Totals</b>	<b>0</b>	<b>111</b>	<b>-94</b>	<b>17</b>	<b>16</b>

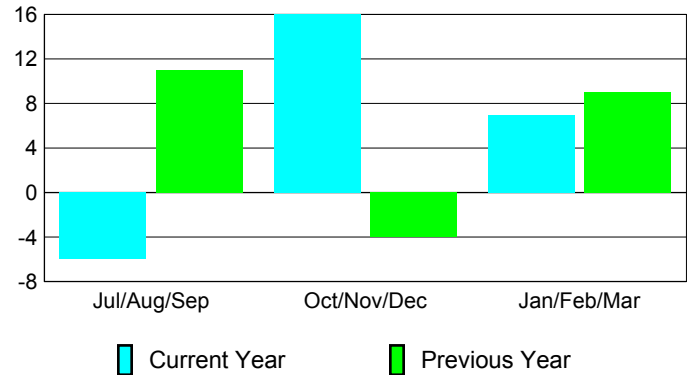
### Membership Results 2009-2010

Goal, New, Dropped, Gain/Loss

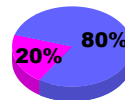


### Comparison of Membership Gain/Loss

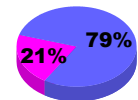
Current Year Compared to the Previous Year



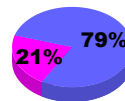
### Gender Comparison 2009-2010



Jul/Aug/Sep



Oct/Nov/Dec



Jan/Feb/Mar

Male

Female



2009-2010 GMT Quarterly Report for District (or Undistricted) **District 105 W WALES**

GMT: **HOWARD PATRICK LEE**

Location: **WALES**

GMT CA: **4**

**CLUBS**

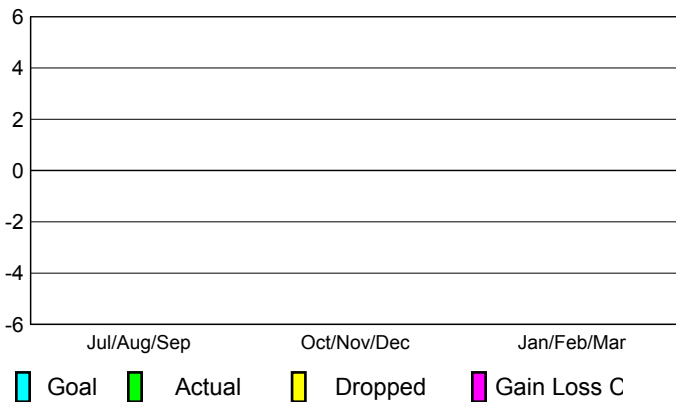
Club Results  
2009-2010

Clubs  
2008-2009

Month	New Club Goal	Actual New Clubs	Actual Dropped Clubs	Gain/Loss of Clubs	Gain/Loss of Clubs
Jul/Aug/Sep	0	0	0	0	0
Oct/Nov/Dec	0	0	0	0	-1
Jan/Feb/Mar	0	0	0	0	0
<b>Totals</b>	<b>0</b>	<b>0</b>	<b>0</b>	<b>0</b>	<b>-1</b>

**Club Results 2009-2010**

Goal, New, Dropped, Gain/Loss



**MEMBERSHIP**

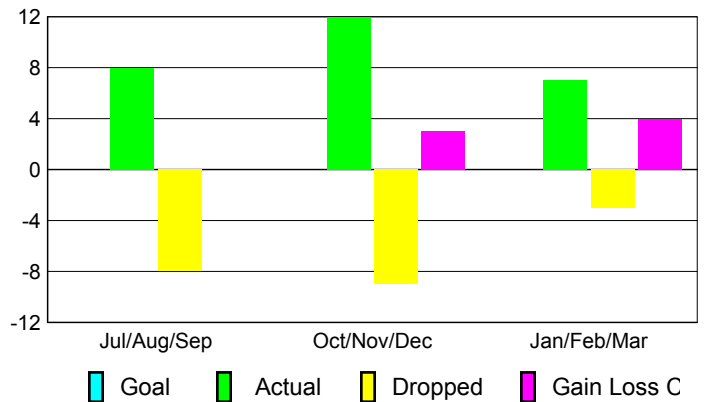
Membership Results  
2009-2010

Membership  
2008-2009

Month	Net Memb Goal	Actual New Memb	Actual Dropped Memb	Gain/Loss of Memb	Gain/Loss of Memb
Jul/Aug/Sep	0	8	-8	0	6
Oct/Nov/Dec	0	12	-9	3	-12
Jan/Feb/Mar	0	7	-3	4	17
<b>Totals</b>	<b>0</b>	<b>27</b>	<b>-20</b>	<b>7</b>	<b>11</b>

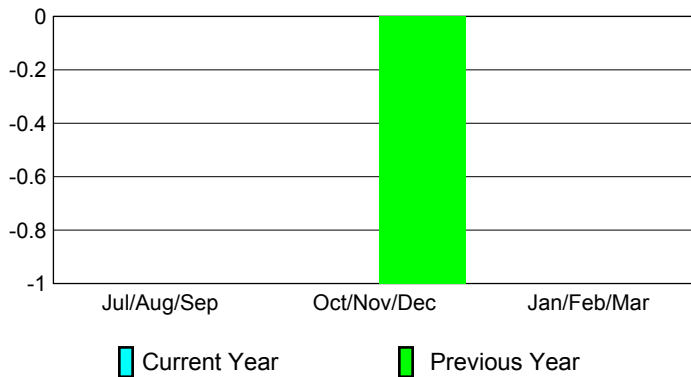
**Membership Results 2009-2010**

Goal, New, Dropped, Gain/Loss



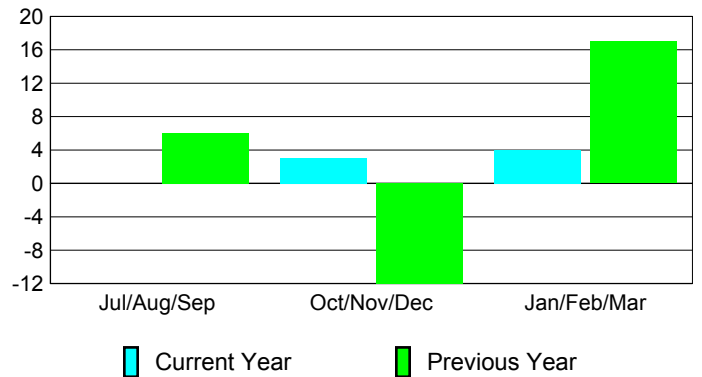
**Comparison of Club Gain/Loss**

Current Year Compared to the Previous Year



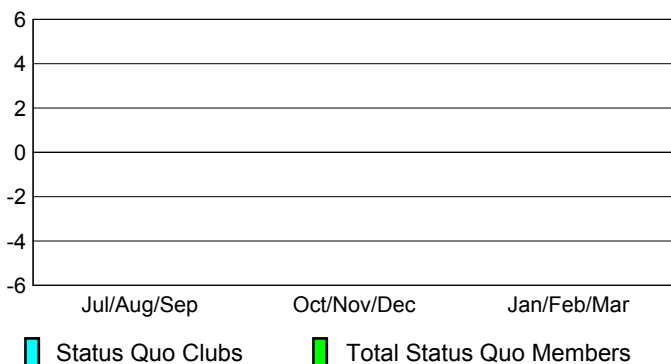
**Comparison of Membership Gain/Loss**

Current Year Compared to the Previous Year

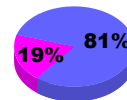


**YTD Status Quo Clubs 2009-2010**

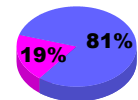
Status Quo Clubs Compared to Status Quo Members



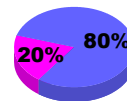
**Gender Comparison 2009-2010**



Jul/Aug/Sep



Oct/Nov/Dec



Jan/Feb/Mar

Male

Female



# 2009-2010 GMT Quarterly Report for District (or Undistricted) **District 105 W**

GMT: **HOWARD PATRICK LEE**

Location: **ENGLAND**

GMT CA: **4**

## CLUBS

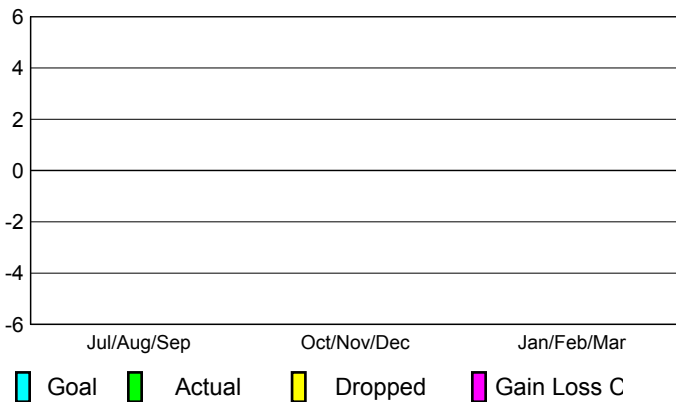
Club Results  
2009-2010

Clubs  
2008-2009

Month	New Club	Actual New	Actual Dropped	Gain/Loss of	Gain/Loss of
	Goal	Clubs	Clubs	Clubs	Clubs
Jul/Aug/Sep	0	0	0	0	0
Oct/Nov/Dec	0	0	0	0	0
Jan/Feb/Mar	0	0	0	0	0
<b>Totals</b>	<b>0</b>	<b>0</b>	<b>0</b>	<b>0</b>	<b>0</b>

### Club Results 2009-2010

Goal, New, Dropped, Gain/Loss



## MEMBERSHIP

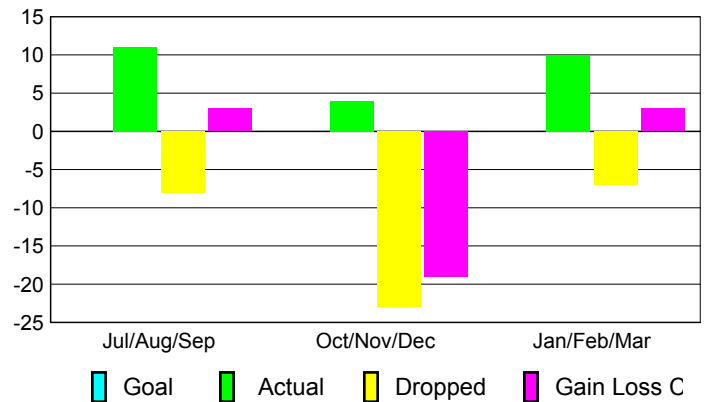
Membership Results  
2009-2010

Membership  
2008-2009

Month	Net Memb	Actual New	Actual Dropped	Gain/Loss of	Gain/Loss of
	Goal	Memb	Memb	Memb	Memb
Jul/Aug/Sep	0	11	-8	3	9
Oct/Nov/Dec	0	4	-23	-19	4
Jan/Feb/Mar	0	10	-7	3	19
<b>Totals</b>	<b>0</b>	<b>25</b>	<b>-38</b>	<b>-13</b>	<b>32</b>


### Membership Results 2009-2010

Goal, New, Dropped, Gain/Loss



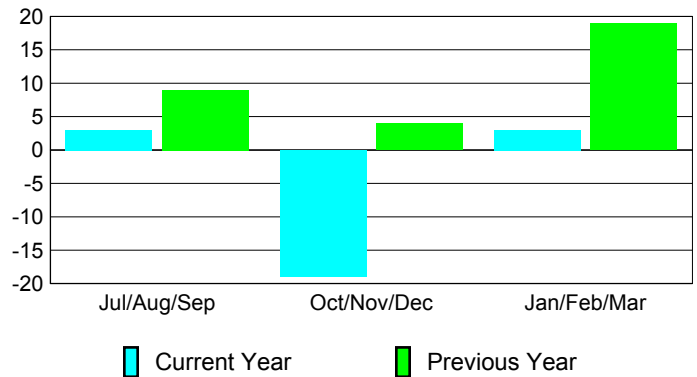
### Comparison of Club Gain/Loss

Current Year Compared to the Previous Year



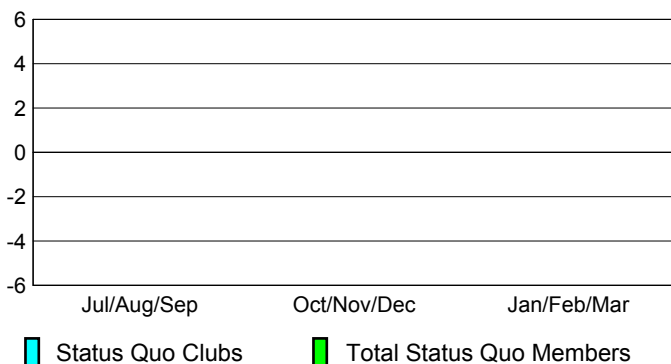
### Comparison of Membership Gain/Loss

Current Year Compared to the Previous Year

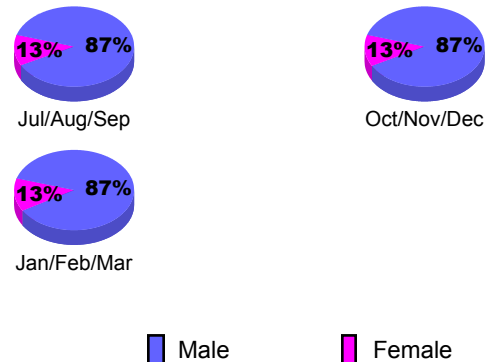


### YTD Status Quo Clubs 2009-2010

Status Quo Clubs Compared to Status Quo Members



### Gender Comparison 2009-2010





# 2009-2010 GMT Quarterly Report for District (or Undistricted) **District 110AN**

GMT: **HOWARD PATRICK LEE**

Location: **NETHERLANDS**

GMT CA: **4**

## CLUBS

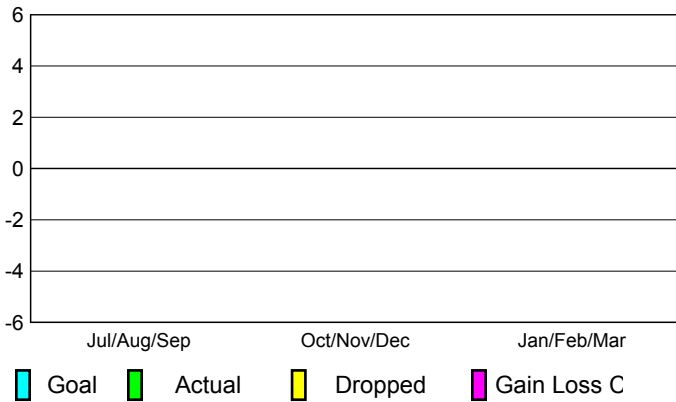
Club Results  
2009-2010

Clubs  
2008-2009

Month	New Club Goal	Actual New Clubs	Actual Dropped Clubs	Gain/Loss of Clubs	Gain/Loss of Clubs
Jul/Aug/Sep	0	0	0	0	0
Oct/Nov/Dec	0	0	0	0	0
Jan/Feb/Mar	0	0	0	0	0
<b>Totals</b>	<b>0</b>	<b>0</b>	<b>0</b>	<b>0</b>	<b>0</b>

### Club Results 2009-2010

Goal, New, Dropped, Gain/Loss



## MEMBERSHIP

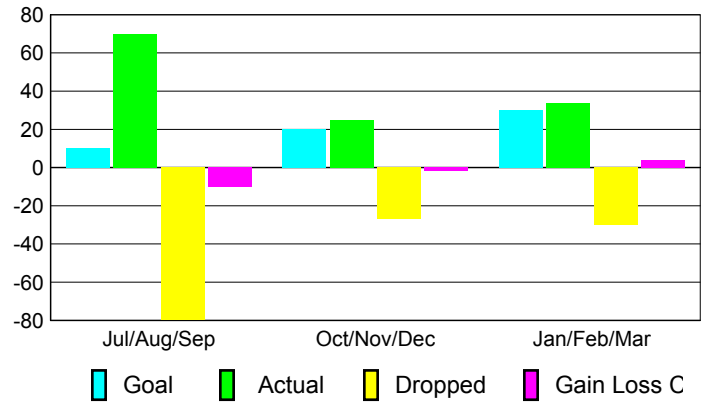
Membership Results  
2009-2010

Membership  
2008-2009

Month	Net Memb Goal	Actual New Memb	Actual Dropped Memb	Gain/Loss of Memb	Gain/Loss of Memb
Jul/Aug/Sep	10	70	-80	-10	-9
Oct/Nov/Dec	20	25	-27	-2	-5
Jan/Feb/Mar	30	34	-30	4	-7
<b>Totals</b>	<b>60</b>	<b>129</b>	<b>-137</b>	<b>-8</b>	<b>-21</b>


### Membership Results 2009-2010

Goal, New, Dropped, Gain/Loss



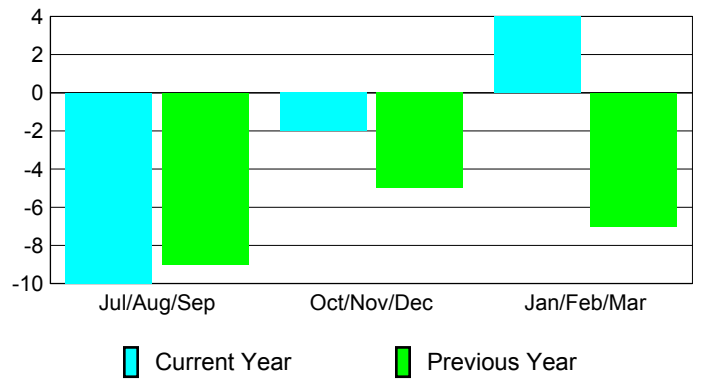
### Comparison of Club Gain/Loss

Current Year Compared to the Previous Year




### Comparison of Membership Gain/Loss

Current Year Compared to the Previous Year

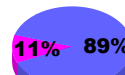


### YTD Status Quo Clubs 2009-2010

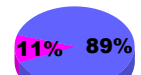
Status Quo Clubs Compared to Status Quo Members



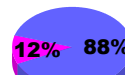
### Gender Comparison 2009-2010



Jul/Aug/Sep



Oct/Nov/Dec



Jan/Feb/Mar

Male

Female



# 2009-2010 GMT Quarterly Report for District (or Undistricted) **District 110AZ**

GMT: **HOWARD PATRICK LEE**

Location: **NETHERLANDS**

GMT CA: **4**

## CLUBS

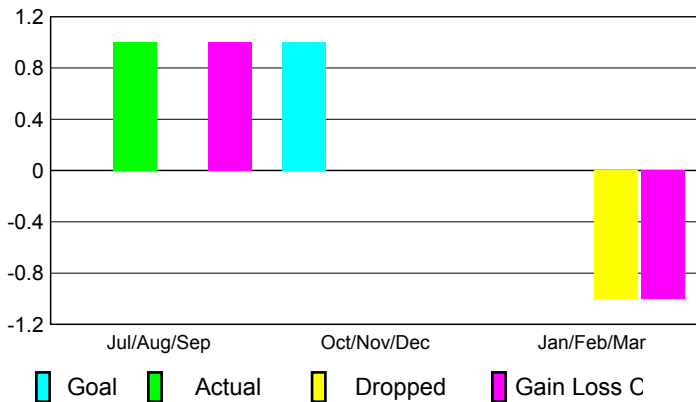
Club Results  
2009-2010

Clubs  
2008-2009

Month	New Club Goal	Actual New Clubs	Actual Dropped Clubs	Gain/Loss of Clubs	Gain/Loss of Clubs
Jul/Aug/Sep	0	1	0	1	0
Oct/Nov/Dec	1	0	0	0	0
Jan/Feb/Mar	0	0	-1	-1	2
<b>Totals</b>	<b>1</b>	<b>1</b>	<b>-1</b>	<b>0</b>	<b>2</b>

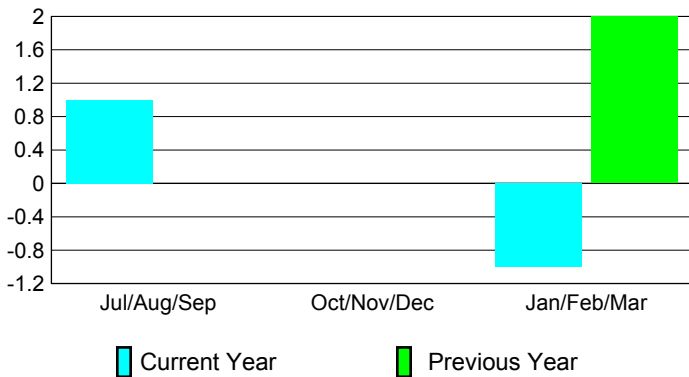
### Club Results 2009-2010

Goal, New, Dropped, Gain/Loss




### Comparison of Club Gain/Loss

Current Year Compared to the Previous Year



### YTD Status Quo Clubs 2009-2010

Status Quo Clubs Compared to Status Quo Members



## MEMBERSHIP

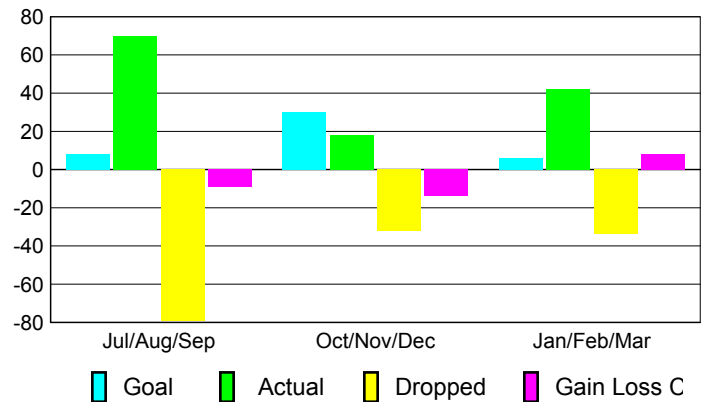
Membership Results  
2009-2010

Membership  
2008-2009

Month	Net Memb Goal	Actual New Memb	Actual Dropped Memb	Gain/Loss of Memb	Gain/Loss of Memb
Jul/Aug/Sep	8	70	-79	-9	12
Oct/Nov/Dec	30	18	-32	-14	-4
Jan/Feb/Mar	6	42	-34	8	38
<b>Totals</b>	<b>44</b>	<b>130</b>	<b>-145</b>	<b>-15</b>	<b>46</b>

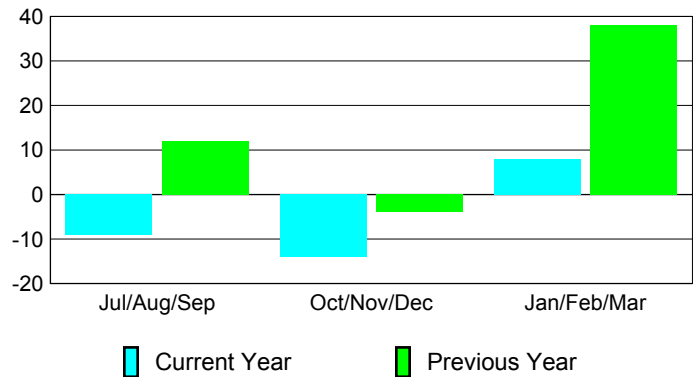
### Membership Results 2009-2010

Goal, New, Dropped, Gain/Loss

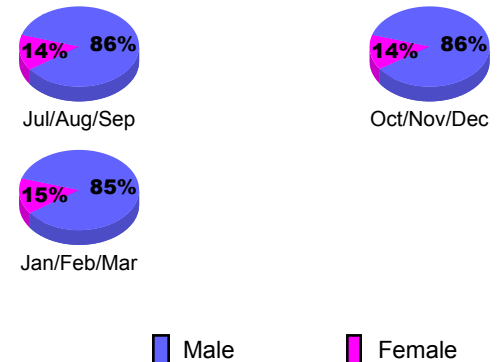


### Comparison of Membership Gain/Loss

Current Year Compared to the Previous Year



### Gender Comparison 2009-2010





# 2009-2010 GMT Quarterly Report for District (or Undistricted) **District 110BN**

GMT: **HOWARD PATRICK LEE**

Location: **NETHERLANDS**

GMT CA: **4**

## CLUBS

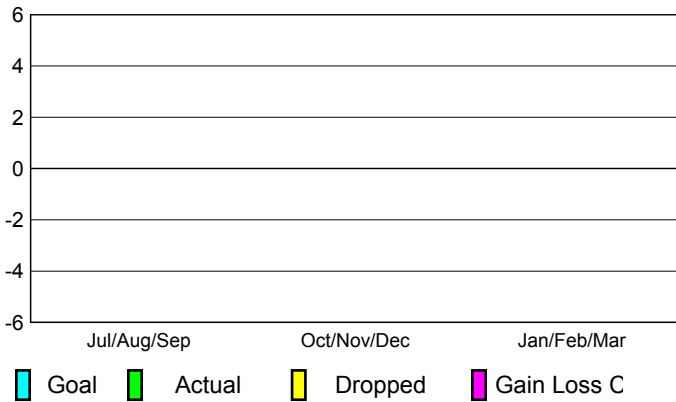
<b>Club Results</b>
<b>2009-2010</b>

<b>Clubs</b>
<b>2008-2009</b>

Month	New Club	Actual New	Actual Dropped	Gain/Loss of	Gain/Loss of
	Goal	Clubs	Clubs	Clubs	Clubs
Jul/Aug/Sep	0	0	0	0	0
Oct/Nov/Dec	0	0	0	0	0
Jan/Feb/Mar	0	0	0	0	0
<b>Totals</b>	<b>0</b>	<b>0</b>	<b>0</b>	<b>0</b>	<b>0</b>


### Club Results 2009-2010

Goal, New, Dropped, Gain/Loss




### Comparison of Club Gain/Loss

Current Year Compared to the Previous Year



### YTD Status Quo Clubs 2009-2010

Status Quo Clubs Compared to Status Quo Members



## MEMBERSHIP

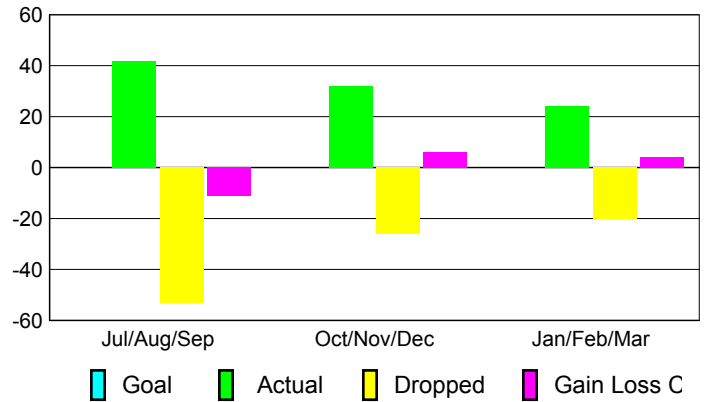
<b>Membership Results</b>
<b>2009-2010</b>

<b>Membership</b>
<b>2008-2009</b>

Month	Net Memb	Actual New	Actual Dropped	Gain/Loss of	Gain/Loss of
	Goal	Memb	Memb	Memb	Memb
Jul/Aug/Sep	0	42	-53	-11	-21
Oct/Nov/Dec	0	32	-26	6	1
Jan/Feb/Mar	0	24	-20	4	-13
<b>Totals</b>	<b>0</b>	<b>98</b>	<b>-99</b>	<b>-1</b>	<b>-33</b>

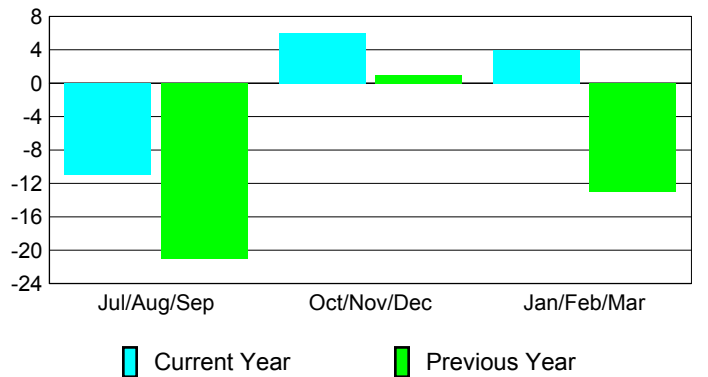
### Membership Results 2009-2010

Goal, New, Dropped, Gain/Loss

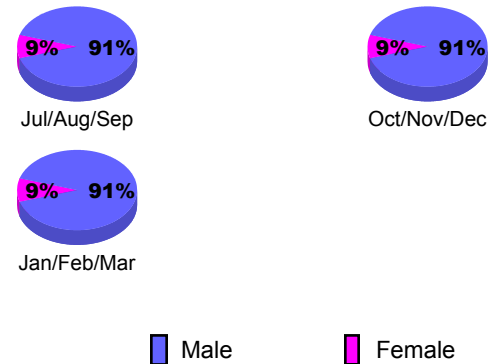


### Comparison of Membership Gain/Loss

Current Year Compared to the Previous Year



### Gender Comparison 2009-2010





# 2009-2010 GMT Quarterly Report for District (or Undistricted) **District 110BZ**

GMT: **HOWARD PATRICK LEE**

Location: **NETHERLANDS**

GMT CA: **4**

## CLUBS

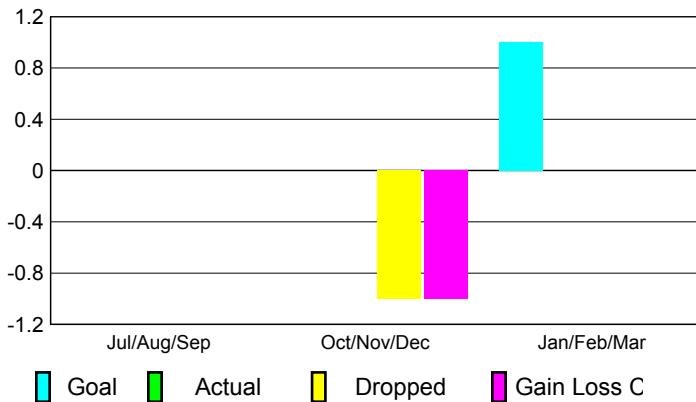
Club Results  
2009-2010

Clubs  
2008-2009

Month	New Club Goal	Actual New Clubs	Actual Dropped Clubs	Gain/Loss of Clubs	Gain/Loss of Clubs
Jul/Aug/Sep	0	0	0	0	0
Oct/Nov/Dec	0	0	-1	-1	0
Jan/Feb/Mar	1	0	0	0	1
<b>Totals</b>	<b>1</b>	<b>0</b>	<b>-1</b>	<b>-1</b>	<b>1</b>

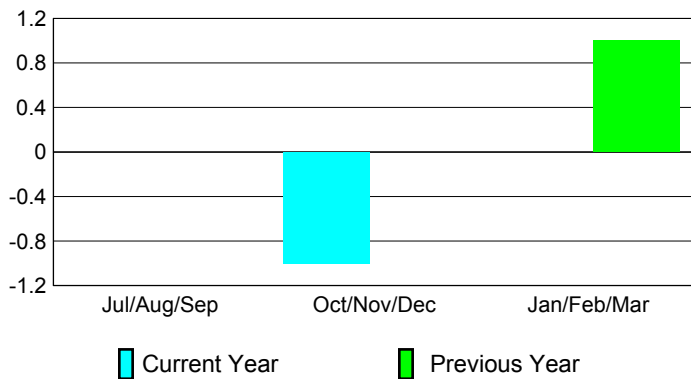
### Club Results 2009-2010

Goal, New, Dropped, Gain/Loss




### Comparison of Club Gain/Loss

Current Year Compared to the Previous Year



### YTD Status Quo Clubs 2009-2010

Status Quo Clubs Compared to Status Quo Members



## MEMBERSHIP

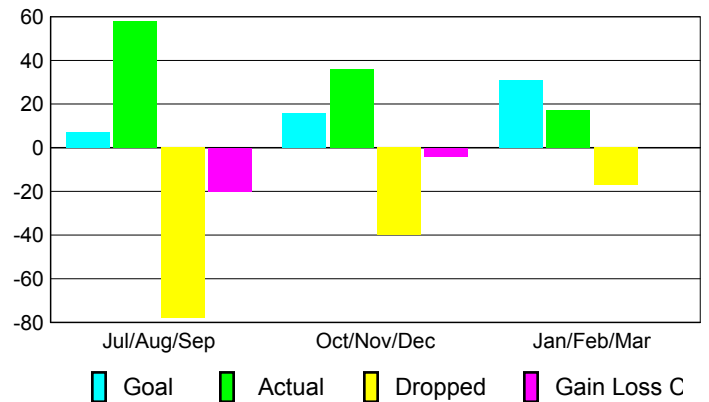
Membership Results  
2009-2010

Membership  
2008-2009

Month	Net Memb Goal	Actual New Memb	Actual Dropped Memb	Gain/Loss of Memb	Gain/Loss of Memb
Jul/Aug/Sep	7	58	-78	-20	-29
Oct/Nov/Dec	16	36	-40	-4	11
Jan/Feb/Mar	31	17	-17	0	10
<b>Totals</b>	<b>54</b>	<b>111</b>	<b>-135</b>	<b>-24</b>	<b>-8</b>

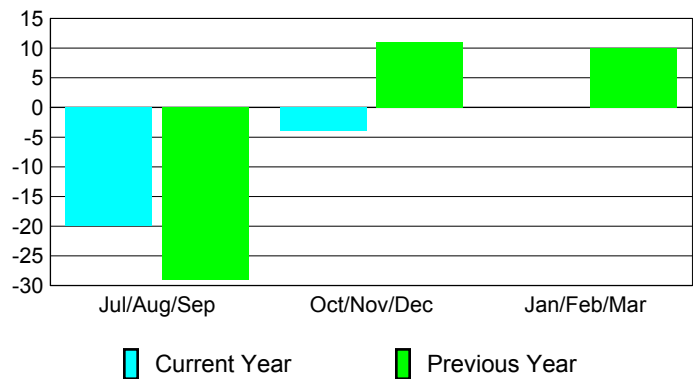
### Membership Results 2009-2010

Goal, New, Dropped, Gain/Loss

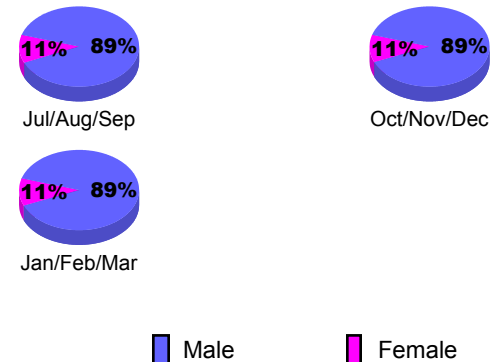


### Comparison of Membership Gain/Loss

Current Year Compared to the Previous Year



### Gender Comparison 2009-2010





# 2009-2010 GMT Quarterly Report for District (or Undistricted) **District 110CO**

GMT: **HOWARD PATRICK LEE**

Location: **NETHERLANDS**

GMT CA: **4**

## CLUBS

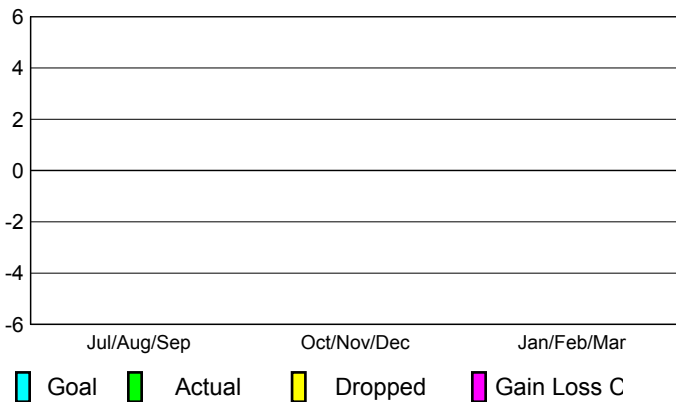
Club Results  
2009-2010

Clubs  
2008-2009

Month	New Club Goal	Actual New Clubs	Actual Dropped Clubs	Gain/Loss of Clubs	Gain/Loss of Clubs
Jul/Aug/Sep	0	0	0	0	0
Oct/Nov/Dec	0	0	0	0	0
Jan/Feb/Mar	0	0	0	0	0
<b>Totals</b>	<b>0</b>	<b>0</b>	<b>0</b>	<b>0</b>	<b>0</b>


### Club Results 2009-2010

Goal, New, Dropped, Gain/Loss



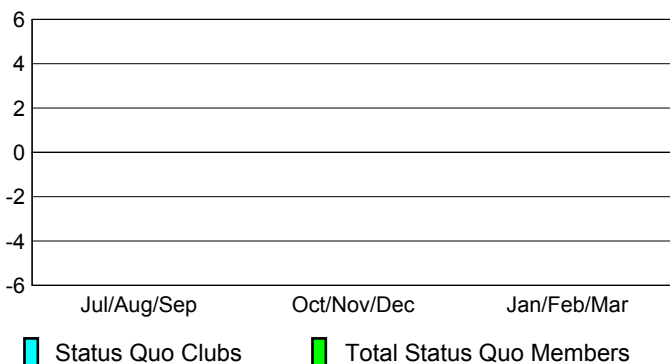
### Comparison of Club Gain/Loss

Current Year Compared to the Previous Year



### YTD Status Quo Clubs 2009-2010

Status Quo Clubs Compared to Status Quo Members



## MEMBERSHIP

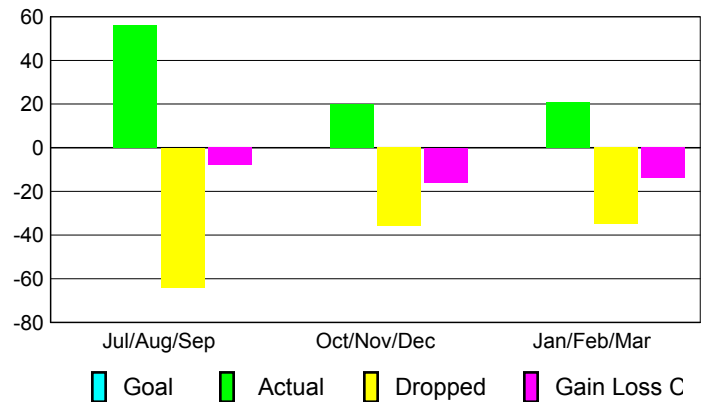
Membership Results  
2009-2010

Membership  
2008-2009

Month	Net Memb Goal	Actual New Memb	Actual Dropped Memb	Gain/Loss of Memb	Gain/Loss of Memb
Jul/Aug/Sep	0	56	-64	-8	11
Oct/Nov/Dec	0	20	-36	-16	-5
Jan/Feb/Mar	0	21	-35	-14	-7
<b>Totals</b>	<b>0</b>	<b>97</b>	<b>-135</b>	<b>-38</b>	<b>-1</b>

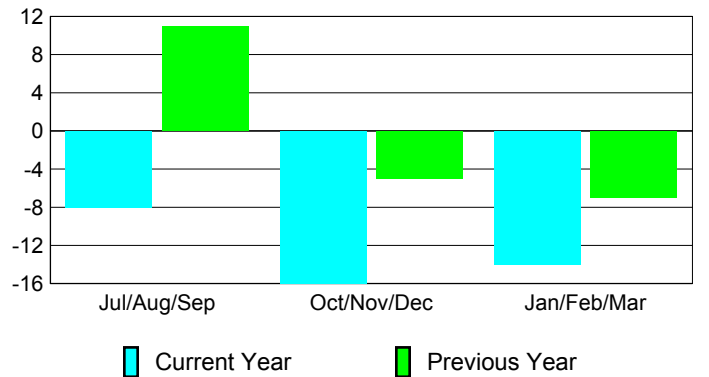
### Membership Results 2009-2010

Goal, New, Dropped, Gain/Loss

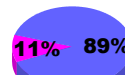


### Comparison of Membership Gain/Loss

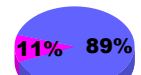
Current Year Compared to the Previous Year



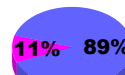
### Gender Comparison 2009-2010



Jul/Aug/Sep



Oct/Nov/Dec



Jan/Feb/Mar

Male

Female





# 2009-2010 GMT Quarterly Report for District (or Undistricted) **District 110CW**

GMT: **HOWARD PATRICK LEE**

Location: **NETHERLANDS**

GMT CA: **4**

## CLUBS

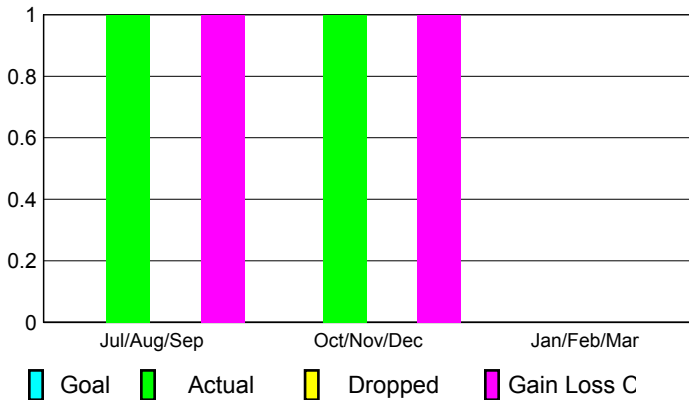
Club Results  
2009-2010

Clubs  
2008-2009

Month	New Club Goal	Actual New Clubs	Actual Dropped Clubs	Gain/Loss of Clubs	Gain/Loss of Clubs
Jul/Aug/Sep	0	1	0	1	0
Oct/Nov/Dec	0	1	0	1	1
Jan/Feb/Mar	0	0	0	0	0
<b>Totals</b>	<b>0</b>	<b>2</b>	<b>0</b>	<b>2</b>	<b>1</b>

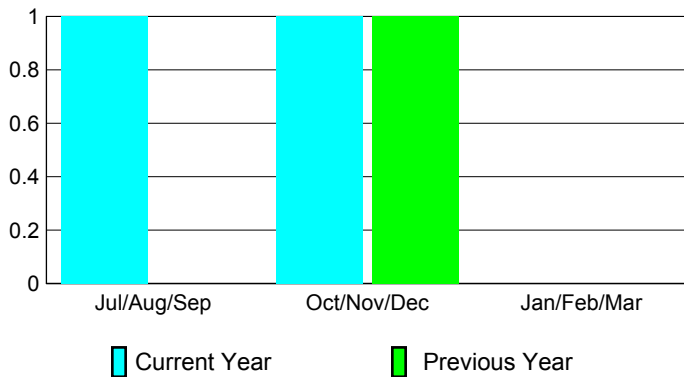
### Club Results 2009-2010

Goal, New, Dropped, Gain/Loss




### Comparison of Club Gain/Loss

Current Year Compared to the Previous Year



### YTD Status Quo Clubs 2009-2010

Status Quo Clubs Compared to Status Quo Members



## MEMBERSHIP

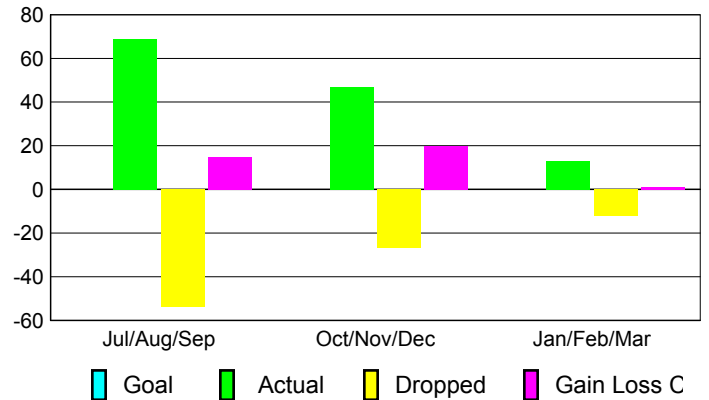
Membership Results  
2009-2010

Membership  
2008-2009

Month	Net Memb Goal	Actual New Memb	Actual Dropped Memb	Gain/Loss of Memb	Gain/Loss of Memb
Jul/Aug/Sep	0	69	-54	15	4
Oct/Nov/Dec	0	47	-27	20	18
Jan/Feb/Mar	0	13	-12	1	-9
<b>Totals</b>	<b>0</b>	<b>129</b>	<b>-93</b>	<b>36</b>	<b>13</b>

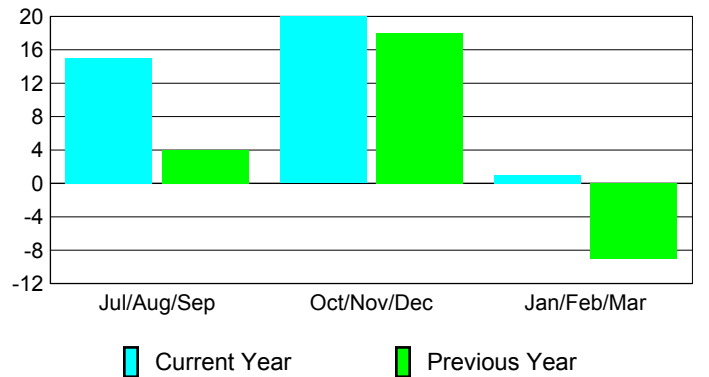
### Membership Results 2009-2010

Goal, New, Dropped, Gain/Loss

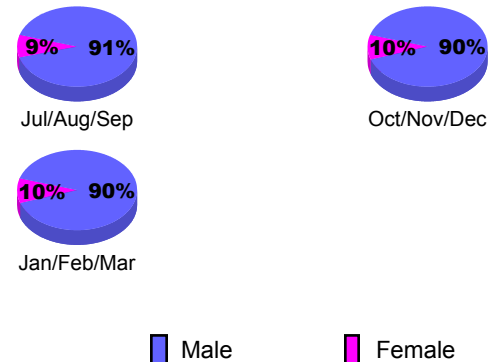


### Comparison of Membership Gain/Loss

Current Year Compared to the Previous Year



### Gender Comparison 2009-2010





# 2009-2010 GMT Quarterly Report for District (or Undistricted) **District 115CN**

**GMT: HOWARD PATRICK LEE**

**Location: PORTUGAL**

**GMT CA: 4**

## CLUBS

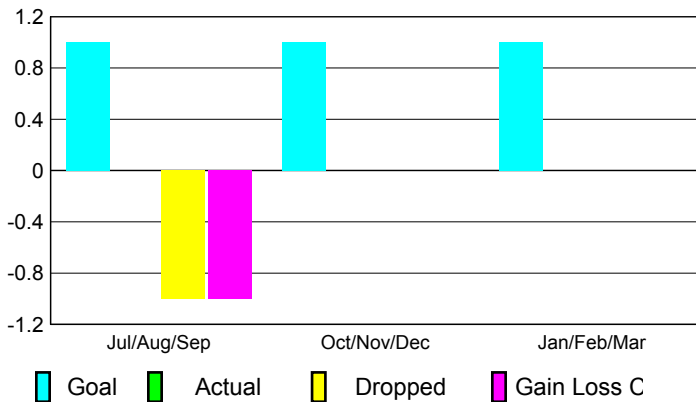
Club Results  
2009-2010

Clubs  
2008-2009

Month	New Club Goal	Actual New Clubs	Actual Dropped Clubs	Gain/Loss of Clubs	Gain/Loss of Clubs
Jul/Aug/Sep	1	0	-1	-1	-1
Oct/Nov/Dec	1	0	0	0	-1
Jan/Feb/Mar	1	0	0	0	1
<b>Totals</b>	<b>3</b>	<b>0</b>	<b>-1</b>	<b>-1</b>	<b>-1</b>

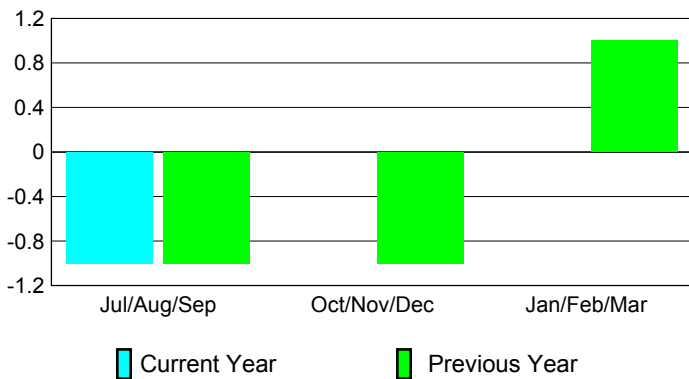
### Club Results 2009-2010

Goal, New, Dropped, Gain/Loss



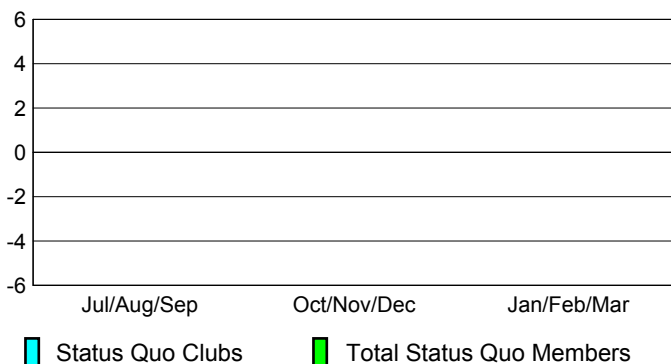
### Comparison of Club Gain/Loss

Current Year Compared to the Previous Year



### YTD Status Quo Clubs 2009-2010

Status Quo Clubs Compared to Status Quo Members



## MEMBERSHIP

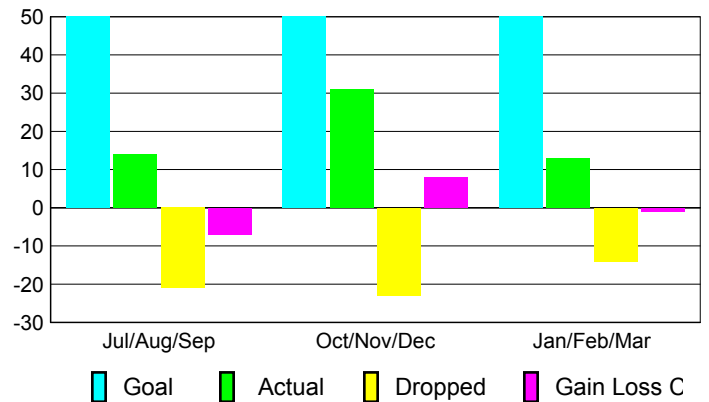
Membership Results  
2009-2010

Membership  
2008-2009

Month	Net Memb Goal	Actual New Memb	Actual Dropped Memb	Gain/Loss of Memb	Gain/Loss of Memb
Jul/Aug/Sep	50	14	-21	-7	-36
Oct/Nov/Dec	50	31	-23	8	-48
Jan/Feb/Mar	50	13	-14	-1	23
<b>Totals</b>	<b>150</b>	<b>58</b>	<b>-58</b>	<b>0</b>	<b>-61</b>

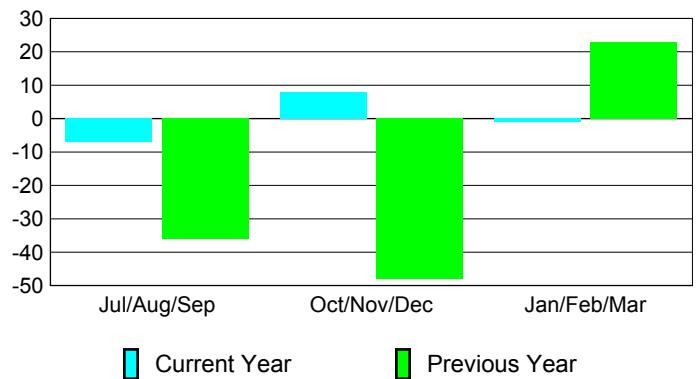
### Membership Results 2009-2010

Goal, New, Dropped, Gain/Loss

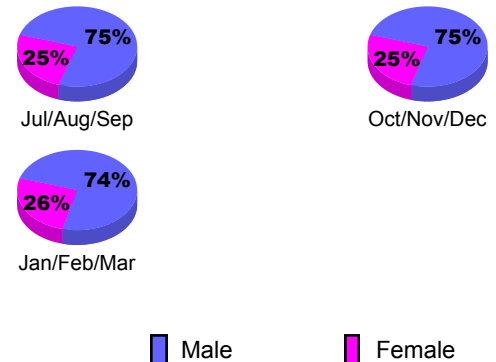


### Comparison of Membership Gain/Loss

Current Year Compared to the Previous Year



### Gender Comparison 2009-2010





# 2009-2010 GMT Quarterly Report for District (or Undistricted) **District 115CS**

GMT: **HOWARD PATRICK LEE**

Location: **PORTUGAL**

GMT CA: **4**

## CLUBS

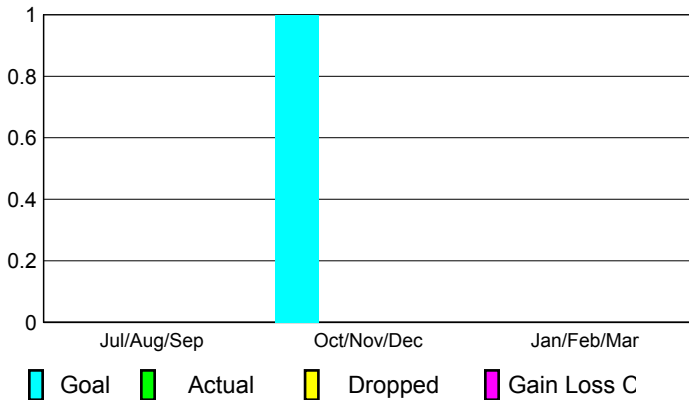
**Club Results**  
2009-2010

**Clubs**  
2008-2009

Month	New Club Goal	Actual New Clubs	Actual Dropped Clubs	Gain/Loss of Clubs	Gain/Loss of Clubs
Jul/Aug/Sep	0	0	0	0	-2
Oct/Nov/Dec	1	0	0	0	-1
Jan/Feb/Mar	0	0	0	0	0
<b>Totals</b>	<b>1</b>	<b>0</b>	<b>0</b>	<b>0</b>	<b>-3</b>

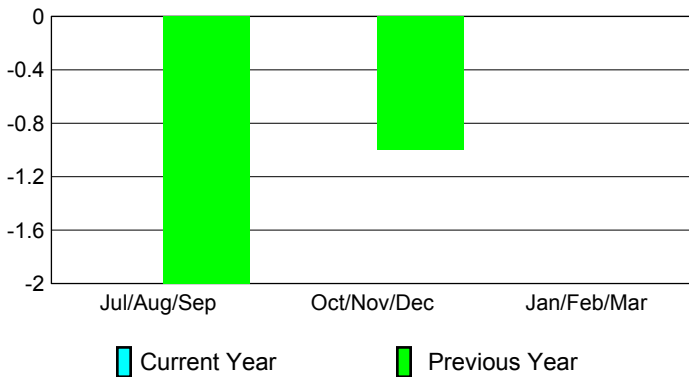
### Club Results 2009-2010

Goal, New, Dropped, Gain/Loss



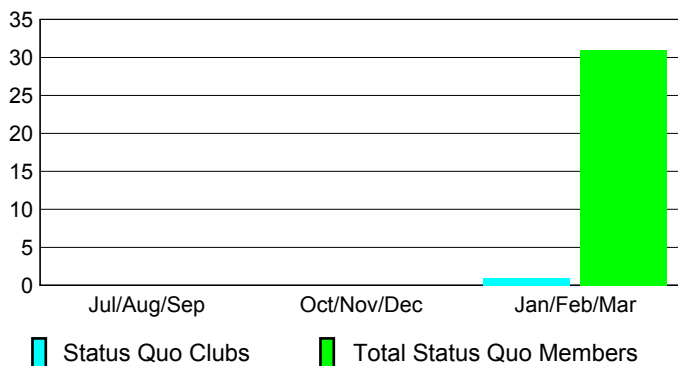
### Comparison of Club Gain/Loss

Current Year Compared to the Previous Year



### YTD Status Quo Clubs 2009-2010

Status Quo Clubs Compared to Status Quo Members



## MEMBERSHIP

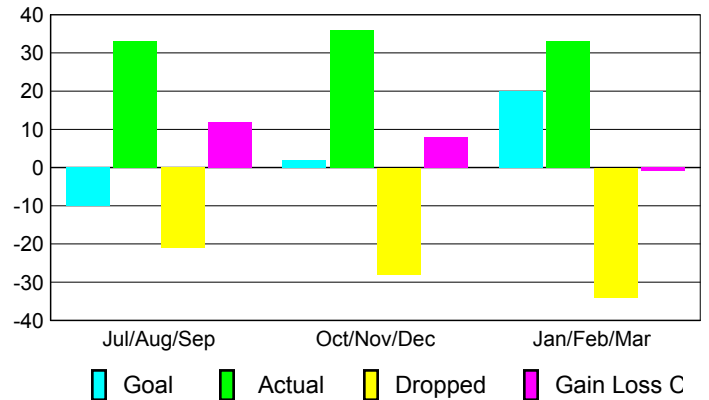
**Membership Results**  
2009-2010

**Membership**  
2008-2009

Month	Net Memb Goal	Actual New Memb	Actual Dropped Memb	Gain/Loss of Memb	Gain/Loss of Memb
Jul/Aug/Sep	-10	33	-21	12	-21
Oct/Nov/Dec	2	36	-28	8	-23
Jan/Feb/Mar	20	33	-34	-1	5
<b>Totals</b>	<b>12</b>	<b>102</b>	<b>-83</b>	<b>19</b>	<b>-39</b>

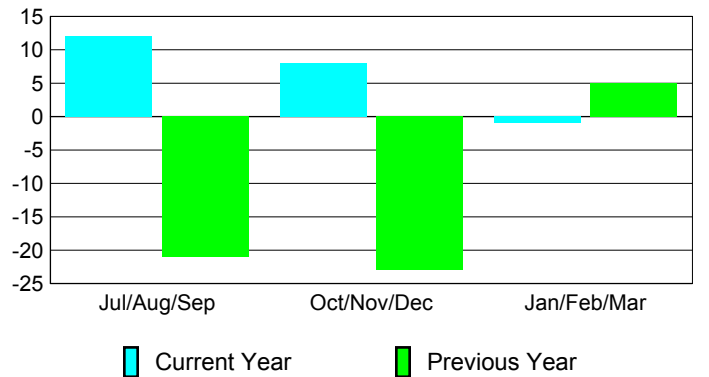
### Membership Results 2009-2010

Goal, New, Dropped, Gain/Loss

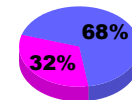


### Comparison of Membership Gain/Loss

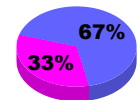
Current Year Compared to the Previous Year



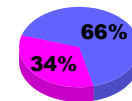
### Gender Comparison 2009-2010



Jul/Aug/Sep



Oct/Nov/Dec



Jan/Feb/Mar

Male

Female



# 2009-2010 GMT Quarterly Report for District (or Undistricted) **District 116 A**

**GMT: HOWARD PATRICK LEE**

**Location: SPAIN**

**GMT CA: 4**

## CLUBS

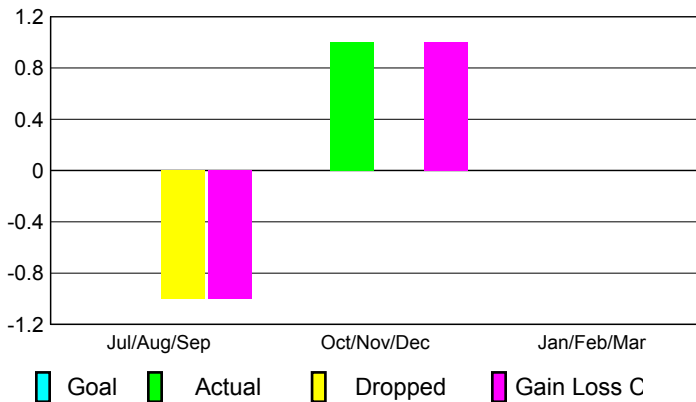
Club Results  
2009-2010

Clubs  
2008-2009

Month	New Club Goal	Actual New Clubs	Actual Dropped Clubs	Gain/Loss of Clubs	Gain/Loss of Clubs
Jul/Aug/Sep	0	0	-1	-1	0
Oct/Nov/Dec	0	1	0	1	0
Jan/Feb/Mar	0	0	0	0	-1
<b>Totals</b>	<b>0</b>	<b>1</b>	<b>-1</b>	<b>0</b>	<b>-1</b>

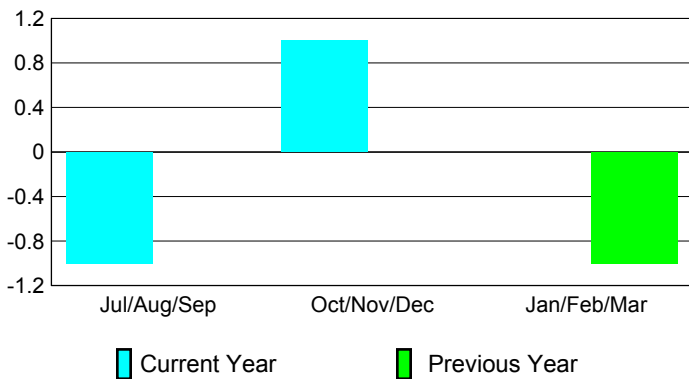
### Club Results 2009-2010

Goal, New, Dropped, Gain/Loss



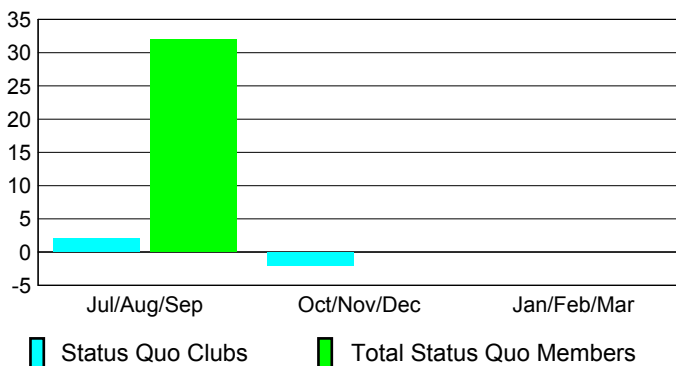
### Comparison of Club Gain/Loss

Current Year Compared to the Previous Year



### YTD Status Quo Clubs 2009-2010

Status Quo Clubs Compared to Status Quo Members



## MEMBERSHIP

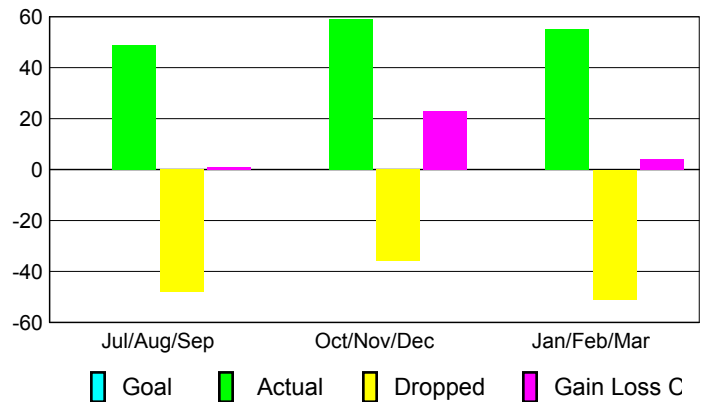
Membership Results  
2009-2010

Membership  
2008-2009

Month	Net Memb Goal	Actual New Memb	Actual Dropped Memb	Gain/Loss of Memb	Gain/Loss of Memb
Jul/Aug/Sep	0	49	-48	1	-20
Oct/Nov/Dec	0	59	-36	23	-26
Jan/Feb/Mar	0	55	-51	4	0
<b>Totals</b>	<b>0</b>	<b>163</b>	<b>-135</b>	<b>28</b>	<b>-46</b>

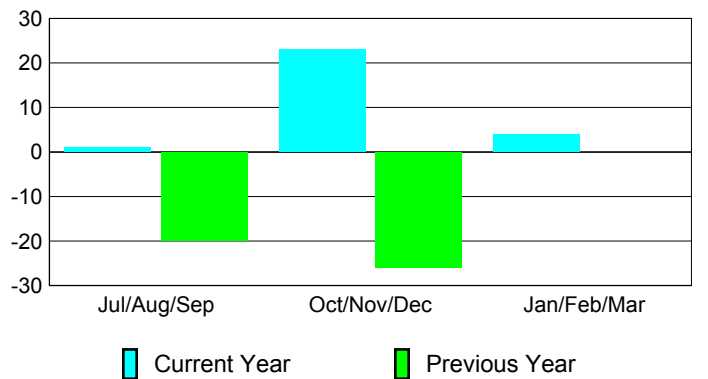
### Membership Results 2009-2010

Goal, New, Dropped, Gain/Loss

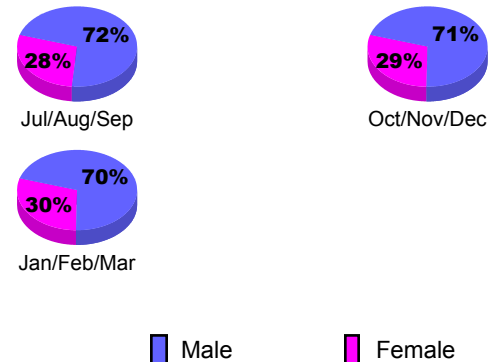


### Comparison of Membership Gain/Loss

Current Year Compared to the Previous Year



### Gender Comparison 2009-2010





# 2009-2010 GMT Quarterly Report for District (or Undistricted) **District 116 B**

GMT: **HOWARD PATRICK LEE**

Location: **SPAIN**

GMT CA: **4**

## CLUBS

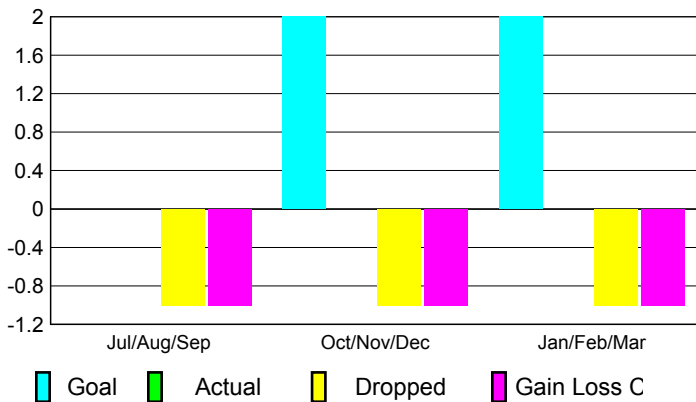
Club Results  
2009-2010

Clubs  
2008-2009

Month	New Club	Actual New	Actual Dropped	Gain/Loss of	Gain/Loss of
	Goal	Clubs	Clubs	Clubs	Clubs
Jul/Aug/Sep	0	0	-1	-1	0
Oct/Nov/Dec	2	0	-1	-1	-2
Jan/Feb/Mar	2	0	-1	-1	-1
<b>Totals</b>	<b>4</b>	<b>0</b>	<b>-3</b>	<b>-3</b>	<b>-3</b>

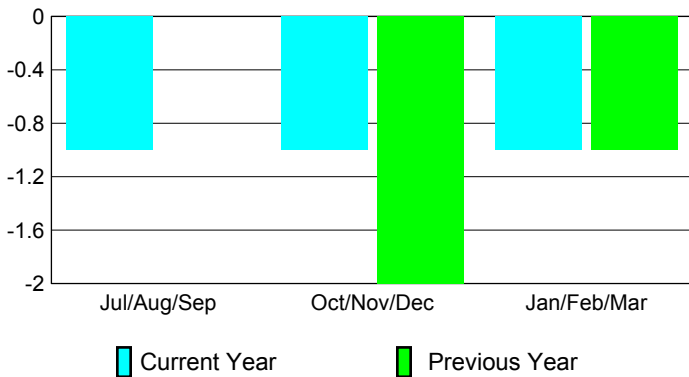
### Club Results 2009-2010

Goal, New, Dropped, Gain/Loss



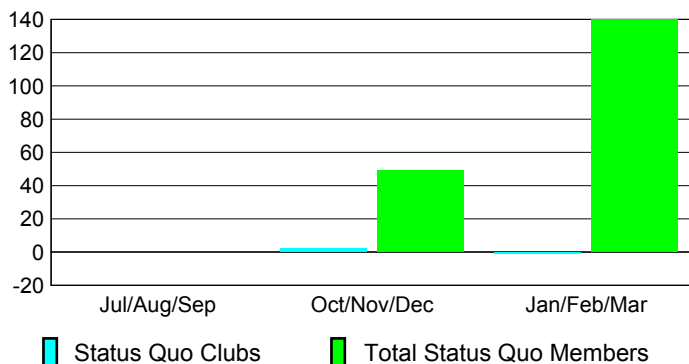
### Comparison of Club Gain/Loss

Current Year Compared to the Previous Year



### YTD Status Quo Clubs 2009-2010

Status Quo Clubs Compared to Status Quo Members



## MEMBERSHIP

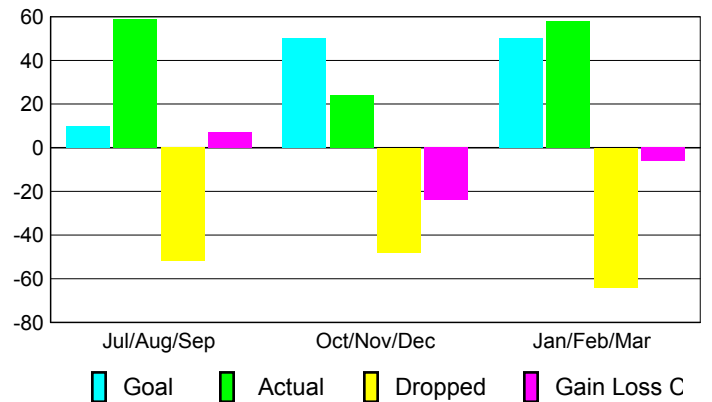
Membership Results  
2009-2010

Membership  
2008-2009

Month	Net Memb	Actual New	Actual Dropped	Gain/Loss of	Gain/Loss of
	Goal	Memb	Memb	Memb	Memb
Jul/Aug/Sep	10	59	-52	7	-1
Oct/Nov/Dec	50	24	-48	-24	-80
Jan/Feb/Mar	50	58	-64	-6	-45
<b>Totals</b>	<b>110</b>	<b>141</b>	<b>-164</b>	<b>-23</b>	<b>-126</b>

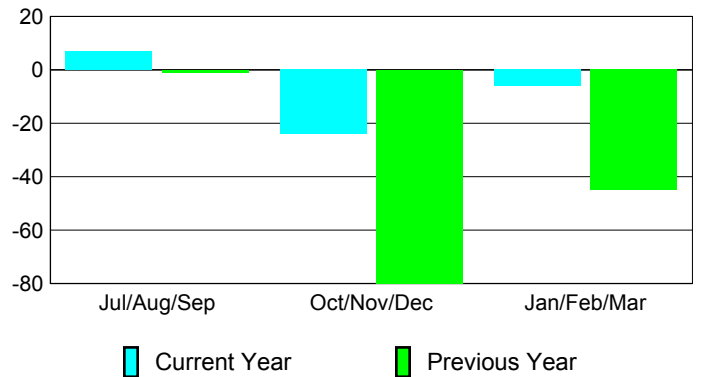
### Membership Results 2009-2010

Goal, New, Dropped, Gain/Loss

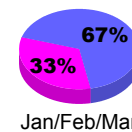
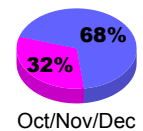
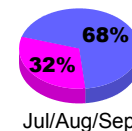


### Comparison of Membership Gain/Loss

Current Year Compared to the Previous Year



### Gender Comparison 2009-2010



Male

Female



# 2009-2010 GMT Quarterly Report for District (or Undistricted) **District 118 T**

GMT: **HOWARD PATRICK LEE**

Location: **TURKEY**

GMT CA: **4**

## CLUBS

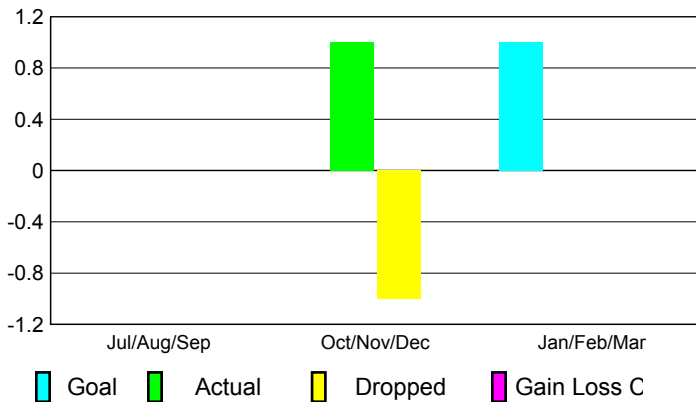
**Club Results**  
2009-2010

**Clubs**  
2008-2009

Month	New Club Goal	Actual New Clubs	Actual Dropped Clubs	Gain/Loss of Clubs	Gain/Loss of Clubs
Jul/Aug/Sep	0	0	0	0	0
Oct/Nov/Dec	0	1	-1	0	0
Jan/Feb/Mar	1	0	0	0	-2
<b>Totals</b>	<b>1</b>	<b>1</b>	<b>-1</b>	<b>0</b>	<b>-2</b>


### Club Results 2009-2010

Goal, New, Dropped, Gain/Loss




### Comparison of Club Gain/Loss

Current Year Compared to the Previous Year



### YTD Status Quo Clubs 2009-2010

Status Quo Clubs Compared to Status Quo Members



## MEMBERSHIP

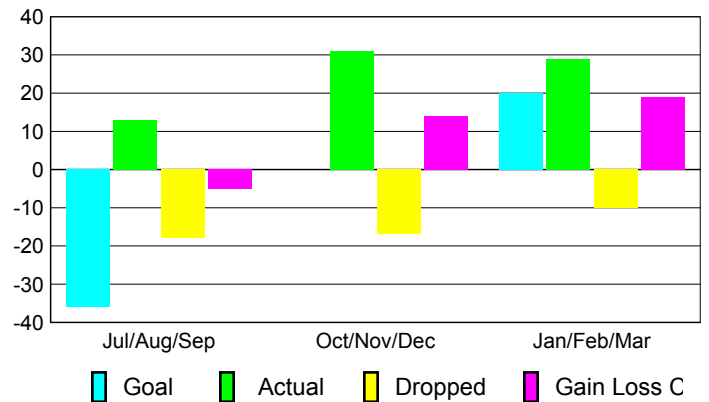
**Membership Results**  
2009-2010

**Membership**  
2008-2009

Month	Net Memb Goal	Actual New Memb	Actual Dropped Memb	Gain/Loss of Memb	Gain/Loss of Memb
Jul/Aug/Sep	-36	13	-18	-5	-8
Oct/Nov/Dec	0	31	-17	14	-20
Jan/Feb/Mar	20	29	-10	19	-29
<b>Totals</b>	<b>-16</b>	<b>73</b>	<b>-45</b>	<b>28</b>	<b>-57</b>

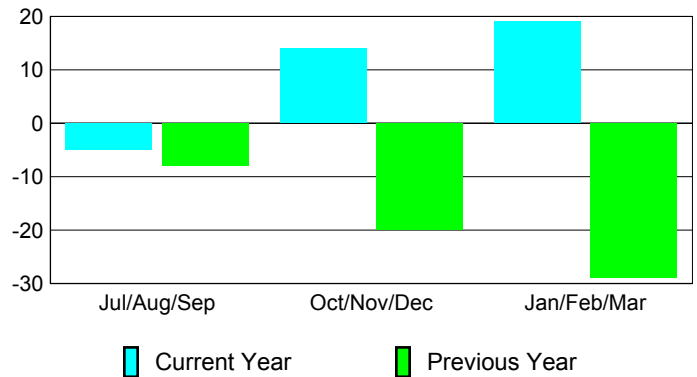
### Membership Results 2009-2010

Goal, New, Dropped, Gain/Loss

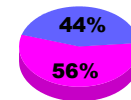


### Comparison of Membership Gain/Loss

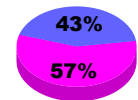
Current Year Compared to the Previous Year



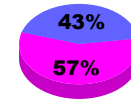
### Gender Comparison 2009-2010



Jul/Aug/Sep



Oct/Nov/Dec



Jan/Feb/Mar

Male

Female



# 2009-2010 GMT Quarterly Report for District (or Undistricted) **District 118 U**

**GMT: HOWARD PATRICK LEE**

**Location: TURKEY**

**GMT CA: 4**

## CLUBS

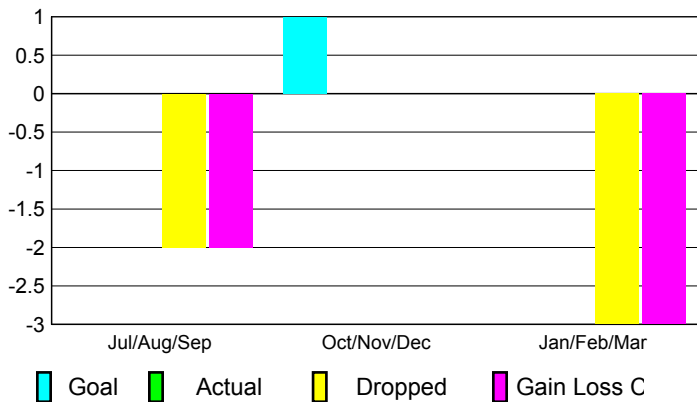
Club Results  
2009-2010

Clubs  
2008-2009

Month	New Club Goal	Actual New Clubs	Actual Dropped Clubs	Gain/Loss of Clubs	Gain/Loss of Clubs
Jul/Aug/Sep	0	0	-2	-2	0
Oct/Nov/Dec	1	0	0	0	2
Jan/Feb/Mar	0	0	-3	-3	-2
<b>Totals</b>	<b>1</b>	<b>0</b>	<b>-5</b>	<b>-5</b>	<b>0</b>

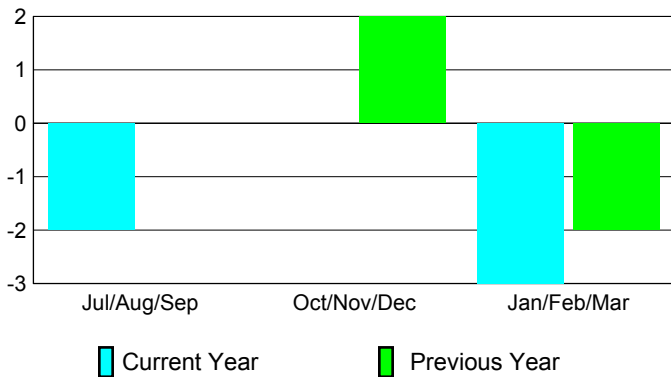
### Club Results 2009-2010

Goal, New, Dropped, Gain/Loss



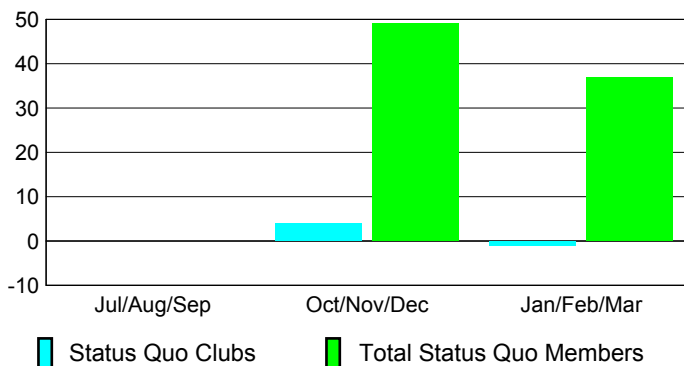
### Comparison of Club Gain/Loss

Current Year Compared to the Previous Year



### YTD Status Quo Clubs 2009-2010

Status Quo Clubs Compared to Status Quo Members



## MEMBERSHIP

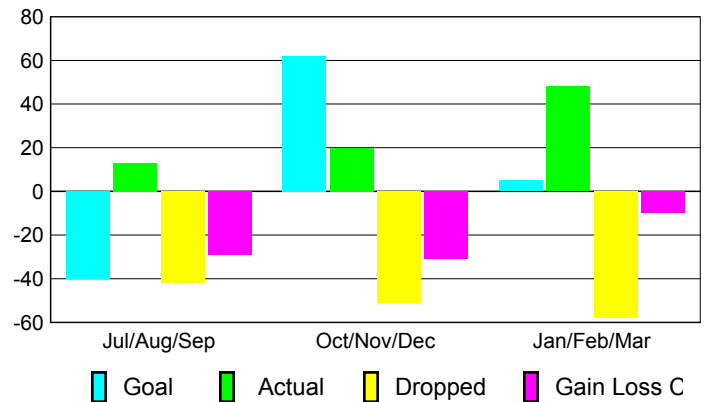
Membership Results  
2009-2010

Membership  
2008-2009

Month	Net Memb Goal	Actual New Memb	Actual Dropped Memb	Gain/Loss of Memb	Gain/Loss of Memb
Jul/Aug/Sep	-40	13	-42	-29	12
Oct/Nov/Dec	62	20	-51	-31	-7
Jan/Feb/Mar	5	48	-58	-10	35
<b>Totals</b>	<b>27</b>	<b>81</b>	<b>-151</b>	<b>-70</b>	<b>40</b>

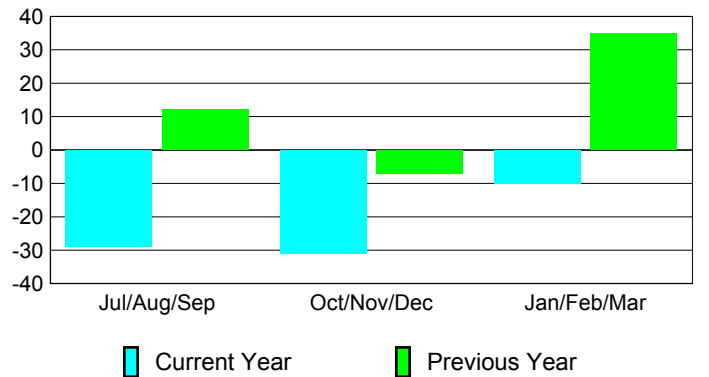
### Membership Results 2009-2010

Goal, New, Dropped, Gain/Loss

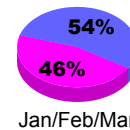
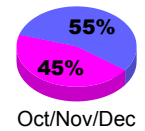
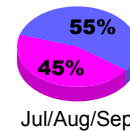


### Comparison of Membership Gain/Loss

Current Year Compared to the Previous Year



### Gender Comparison 2009-2010



Male

Female



# 2009-2010 GMT Quarterly Report for District (or Undistricted) **District 118 R**

**GMT: HOWARD PATRICK LEE**

**Location: TURKEY**

**GMT CA: 4**

## CLUBS

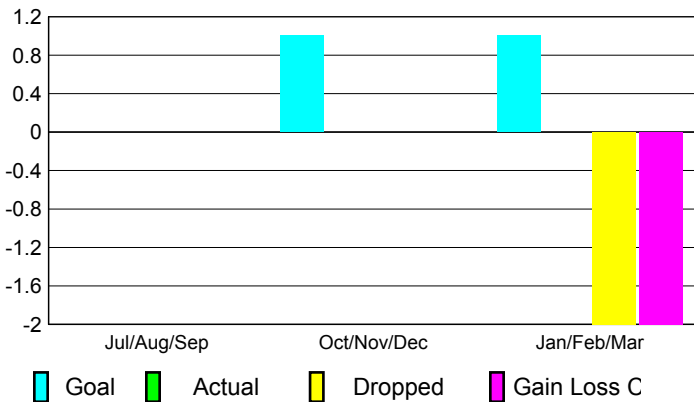
Club Results  
2009-2010

Clubs  
2008-2009

Month	New Club Goal	Actual New Clubs	Actual Dropped Clubs	Gain/Loss of Clubs	Gain/Loss of Clubs
Jul/Aug/Sep	0	0	0	0	0
Oct/Nov/Dec	1	0	0	0	0
Jan/Feb/Mar	1	0	-2	-2	-1
<b>Totals</b>	<b>2</b>	<b>0</b>	<b>-2</b>	<b>-2</b>	<b>-1</b>

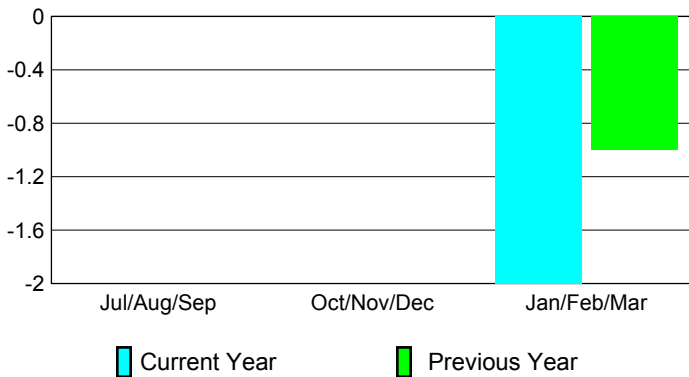
### Club Results 2009-2010

Goal, New, Dropped, Gain/Loss



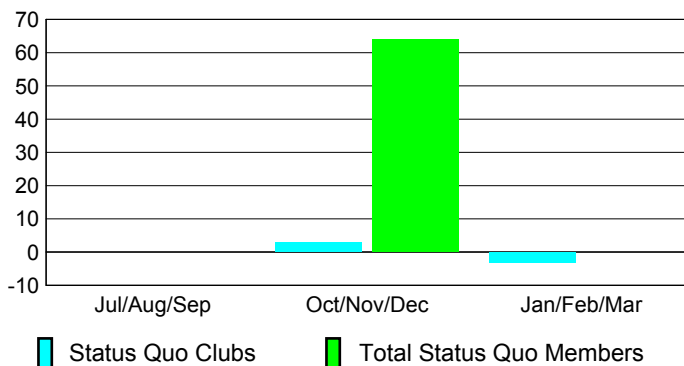
### Comparison of Club Gain/Loss

Current Year Compared to the Previous Year



### YTD Status Quo Clubs 2009-2010

Status Quo Clubs Compared to Status Quo Members



## MEMBERSHIP

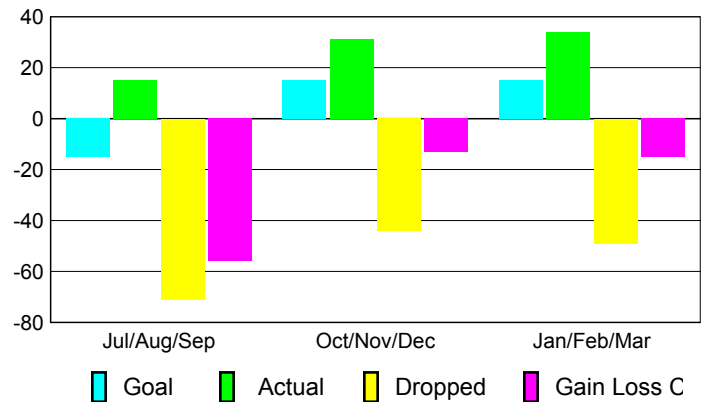
Membership Results  
2009-2010

Membership  
2008-2009

Month	Net Memb Goal	Actual New Memb	Actual Dropped Memb	Gain/Loss of Memb	Gain/Loss of Memb
Jul/Aug/Sep	-15	15	-71	-56	-40
Oct/Nov/Dec	15	31	-44	-13	-33
Jan/Feb/Mar	15	34	-49	-15	-25
<b>Totals</b>	<b>15</b>	<b>80</b>	<b>-164</b>	<b>-84</b>	<b>-98</b>

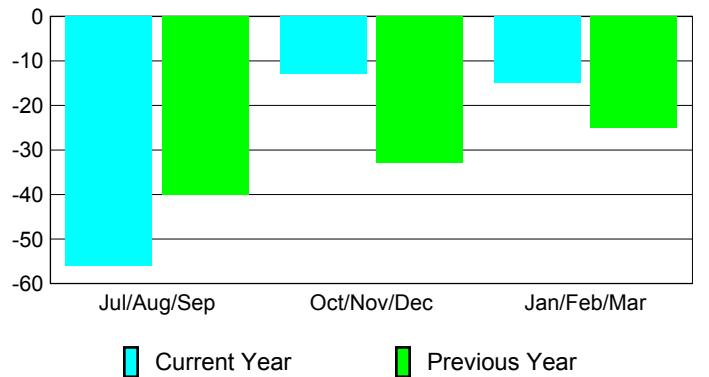
### Membership Results 2009-2010

Goal, New, Dropped, Gain/Loss

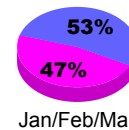
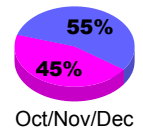
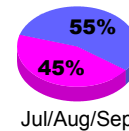


### Comparison of Membership Gain/Loss

Current Year Compared to the Previous Year



### Gender Comparison 2009-2010



Male

Female





# 2009-2010 GMT Quarterly Report for District (or Undistricted) **District 118 K**

GMT: **HOWARD PATRICK LEE**

Location: **TURKEY**

GMT CA: **4**

## CLUBS

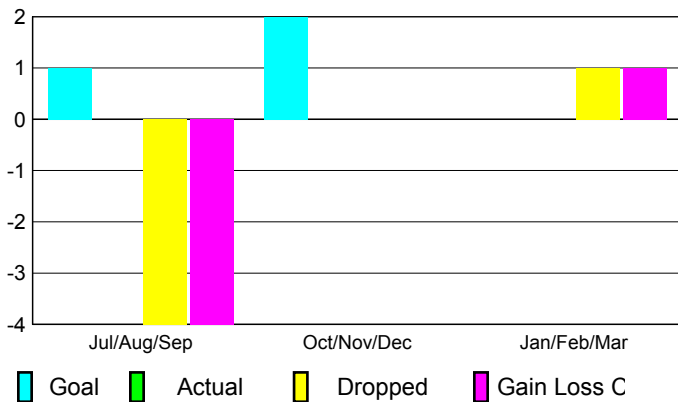
Club Results  
2009-2010

Clubs  
2008-2009

Month	New Club	Actual New	Actual Dropped	Gain/Loss of	Gain/Loss of
	Goal	Clubs	Clubs	Clubs	Clubs
Jul/Aug/Sep	1	0	-4	-4	0
Oct/Nov/Dec	2	0	0	0	-1
Jan/Feb/Mar	0	0	1	1	-1
<b>Totals</b>	<b>3</b>	<b>0</b>	<b>-3</b>	<b>-3</b>	<b>-2</b>

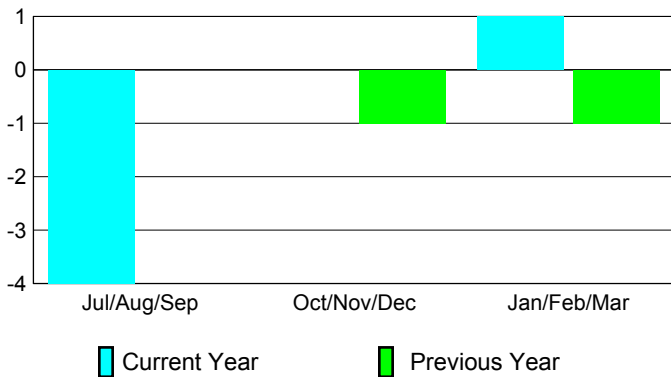
### Club Results 2009-2010

Goal, New, Dropped, Gain/Loss



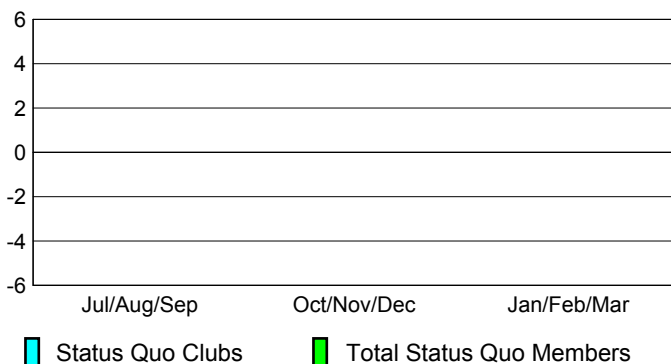
### Comparison of Club Gain/Loss

Current Year Compared to the Previous Year



### YTD Status Quo Clubs 2009-2010

Status Quo Clubs Compared to Status Quo Members



## MEMBERSHIP

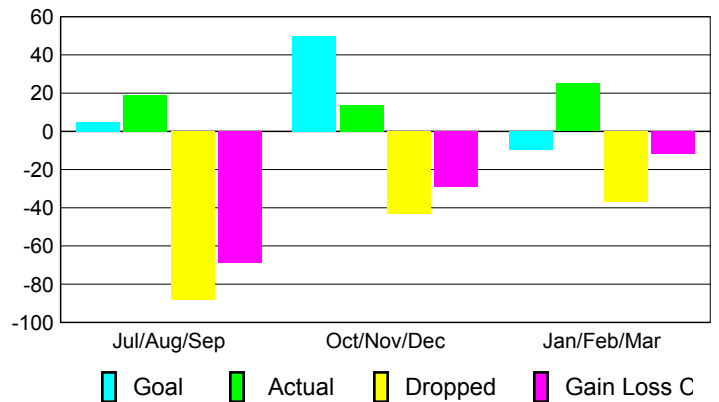
Membership Results  
2009-2010

Membership  
2008-2009

Month	Net Memb	Actual New	Actual Dropped	Gain/Loss of	Gain/Loss of
	Goal	Memb	Memb	Memb	Memb
Jul/Aug/Sep	5	19	-88	-69	-47
Oct/Nov/Dec	50	14	-43	-29	-65
Jan/Feb/Mar	-10	25	-37	-12	-32
<b>Totals</b>	<b>45</b>	<b>58</b>	<b>-168</b>	<b>-110</b>	<b>-144</b>

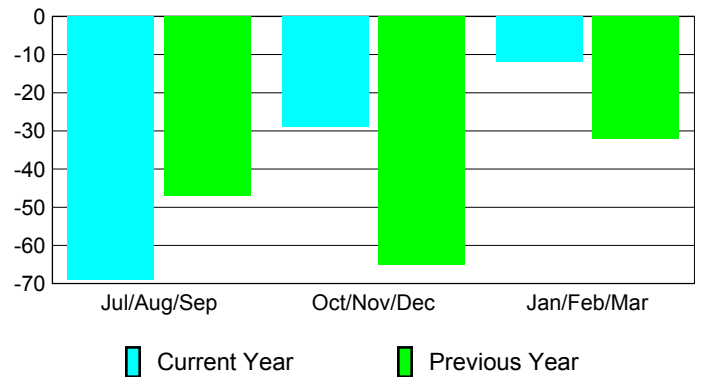
### Membership Results 2009-2010

Goal, New, Dropped, Gain/Loss

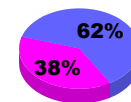


### Comparison of Membership Gain/Loss

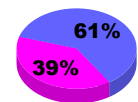
Current Year Compared to the Previous Year



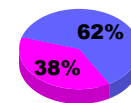
### Gender Comparison 2009-2010



Jul/Aug/Sep



Oct/Nov/Dec



Jan/Feb/Mar

Male

Female



# 2009-2010 GMT Quarterly Report for District (or Undistricted) **District 118 E**

**GMT: HOWARD PATRICK LEE**

**Location: TURKEY**

**GMT CA: 4**

## CLUBS

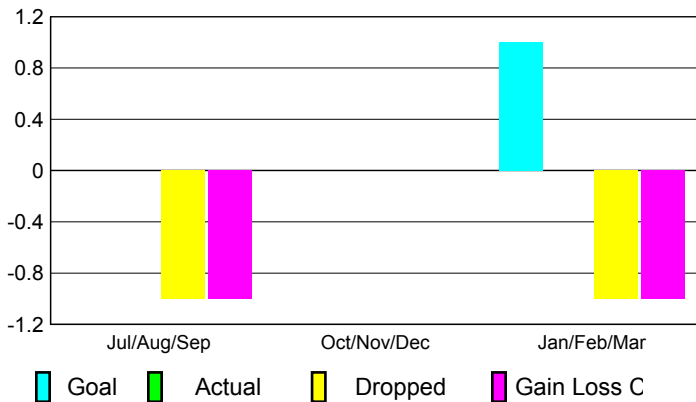
Club Results  
2009-2010

Clubs  
2008-2009

Month	New Club Goal	Actual New Clubs	Actual Dropped Clubs	Gain/Loss of Clubs	Gain/Loss of Clubs
Jul/Aug/Sep	0	0	-1	-1	1
Oct/Nov/Dec	0	0	0	0	0
Jan/Feb/Mar	1	0	-1	-1	-1
<b>Totals</b>	<b>1</b>	<b>0</b>	<b>-2</b>	<b>-2</b>	<b>0</b>

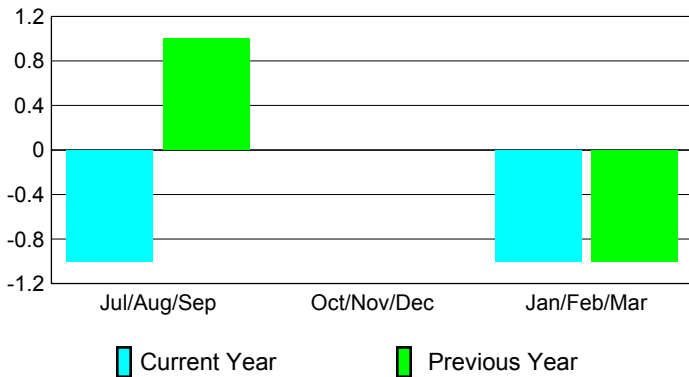
### Club Results 2009-2010

Goal, New, Dropped, Gain/Loss



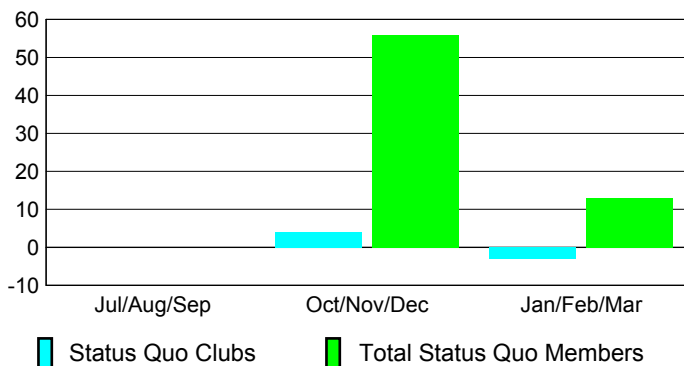
### Comparison of Club Gain/Loss

Current Year Compared to the Previous Year



### YTD Status Quo Clubs 2009-2010

Status Quo Clubs Compared to Status Quo Members



## MEMBERSHIP

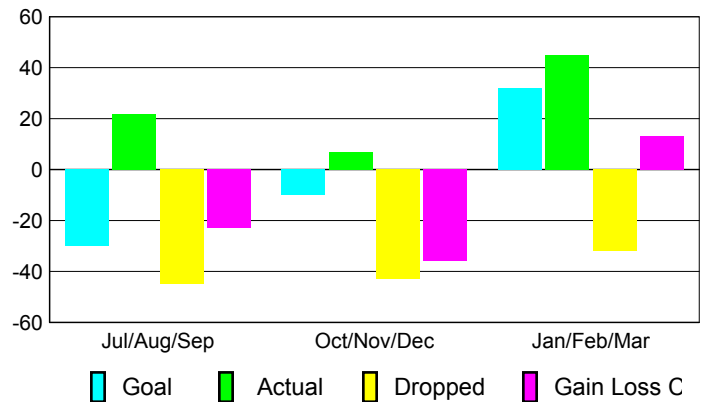
Membership Results  
2009-2010

Membership  
2008-2009

Month	Net Memb Goal	Actual New Memb	Actual Dropped Memb	Gain/Loss of Memb	Gain/Loss of Memb
Jul/Aug/Sep	-30	22	-45	-23	-37
Oct/Nov/Dec	-10	7	-43	-36	-33
Jan/Feb/Mar	32	45	-32	13	72
<b>Totals</b>	<b>-8</b>	<b>74</b>	<b>-120</b>	<b>-46</b>	<b>2</b>

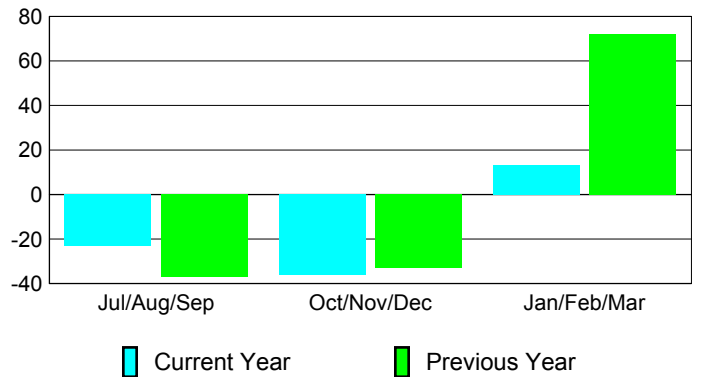
### Membership Results 2009-2010

Goal, New, Dropped, Gain/Loss

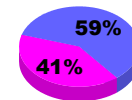


### Comparison of Membership Gain/Loss

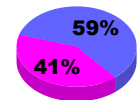
Current Year Compared to the Previous Year



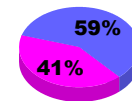
### Gender Comparison 2009-2010



Jul/Aug/Sep



Oct/Nov/Dec



Jan/Feb/Mar

Male

Female



# 2009-2010 GMT Quarterly Report for District (or Undistricted) **District 118 Y**

GMT: **HOWARD PATRICK LEE**

Location: **TURKEY**

GMT CA: **4**

## CLUBS

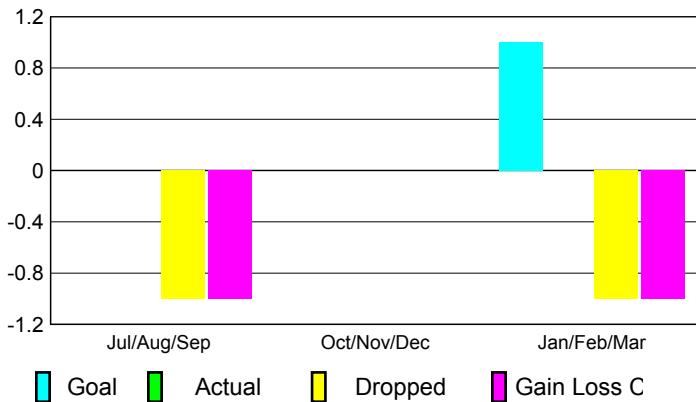
Club Results  
2009-2010

Clubs  
2008-2009

Month	New Club	Actual New	Actual Dropped	Gain/Loss of	Gain/Loss of
	Goal	Clubs	Clubs	Clubs	Clubs
Jul/Aug/Sep	0	0	-1	-1	0
Oct/Nov/Dec	0	0	0	0	-1
Jan/Feb/Mar	1	0	-1	-1	1
<b>Totals</b>	<b>1</b>	<b>0</b>	<b>-2</b>	<b>-2</b>	<b>0</b>

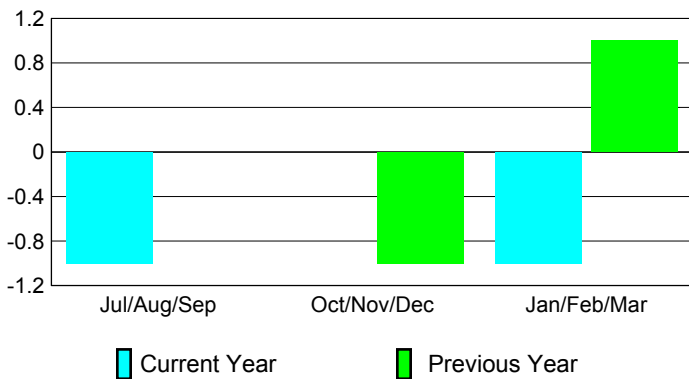
### Club Results 2009-2010

Goal, New, Dropped, Gain/Loss



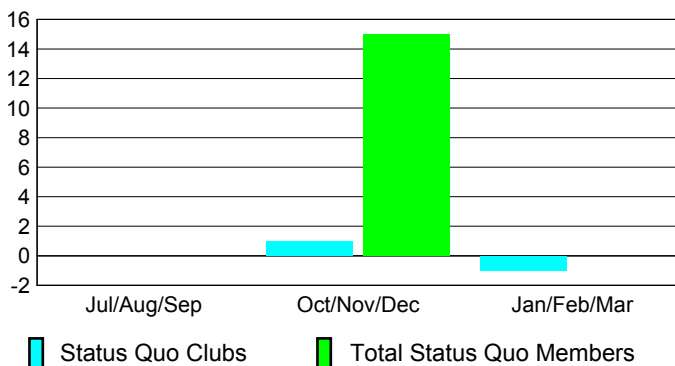
### Comparison of Club Gain/Loss

Current Year Compared to the Previous Year



### YTD Status Quo Clubs 2009-2010

Status Quo Clubs Compared to Status Quo Members



## MEMBERSHIP

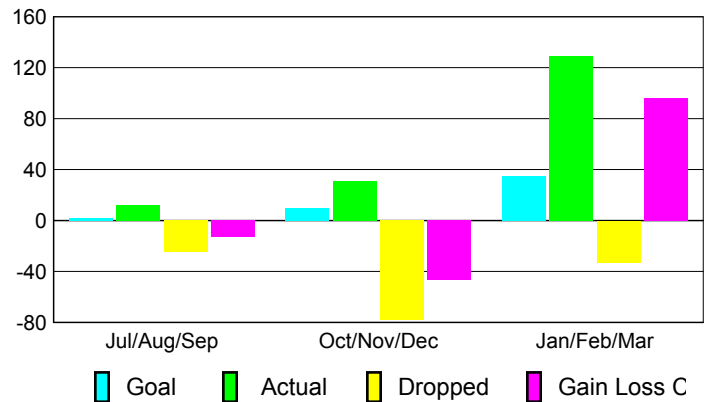
Membership Results  
2009-2010

Membership  
2008-2009

Month	Net Memb	Actual New	Actual Dropped	Gain/Loss of	Gain/Loss of
	Goal	Memb	Memb	Memb	Memb
Jul/Aug/Sep	2	12	-25	-13	-28
Oct/Nov/Dec	10	31	-78	-47	-32
Jan/Feb/Mar	35	129	-33	96	120
<b>Totals</b>	<b>47</b>	<b>172</b>	<b>-136</b>	<b>36</b>	<b>60</b>

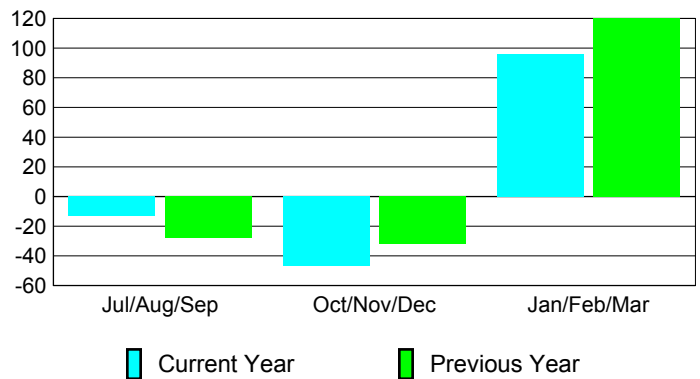
### Membership Results 2009-2010

Goal, New, Dropped, Gain/Loss

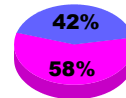


### Comparison of Membership Gain/Loss

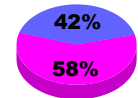
Current Year Compared to the Previous Year



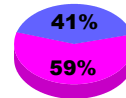
### Gender Comparison 2009-2010



Jul/Aug/Sep



Oct/Nov/Dec



Jan/Feb/Mar

Male

Female



# 2009-2010 GMT Quarterly Report for District (or Undistricted) **District 128**

GMT: **HOWARD PATRICK LEE**

Location: **ISRAEL**

GMT CA: **4**

## CLUBS

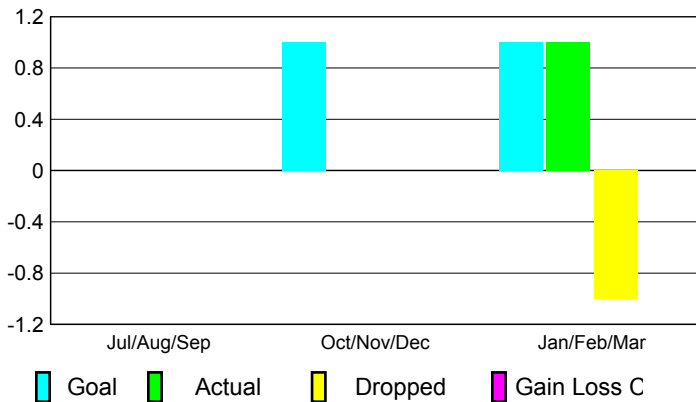
Club Results  
2009-2010

Clubs  
2008-2009

Month	New Club Goal	Actual New Clubs	Actual Dropped Clubs	Gain/Loss of Clubs	Gain/Loss of Clubs
Jul/Aug/Sep	0	0	0	0	0
Oct/Nov/Dec	1	0	0	0	0
Jan/Feb/Mar	1	1	-1	0	1
<b>Totals</b>	<b>2</b>	<b>1</b>	<b>-1</b>	<b>0</b>	<b>1</b>


### Club Results 2009-2010

Goal, New, Dropped, Gain/Loss



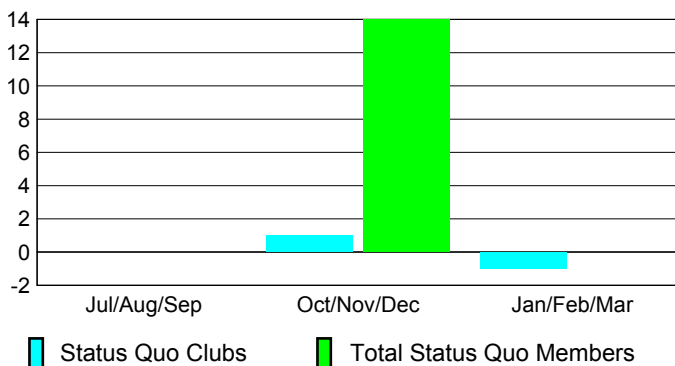
### Comparison of Club Gain/Loss

Current Year Compared to the Previous Year



### YTD Status Quo Clubs 2009-2010

Status Quo Clubs Compared to Status Quo Members



## MEMBERSHIP

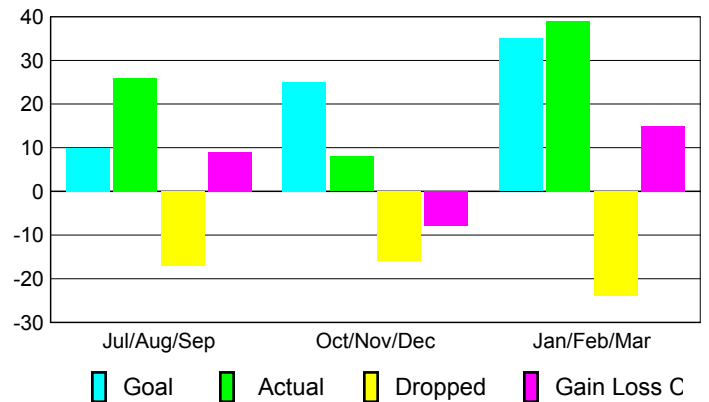
Membership Results  
2009-2010

Membership  
2008-2009

Month	Net Memb Goal	Actual New Memb	Actual Dropped Memb	Gain/Loss of Memb	Gain/Loss of Memb
Jul/Aug/Sep	10	26	-17	9	10
Oct/Nov/Dec	25	8	-16	-8	-16
Jan/Feb/Mar	35	39	-24	15	20
<b>Totals</b>	<b>70</b>	<b>73</b>	<b>-57</b>	<b>16</b>	<b>14</b>

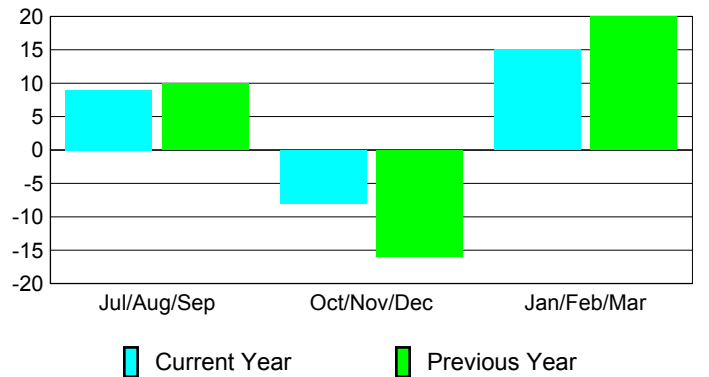
### Membership Results 2009-2010

Goal, New, Dropped, Gain/Loss

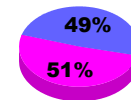


### Comparison of Membership Gain/Loss

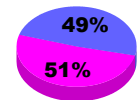
Current Year Compared to the Previous Year



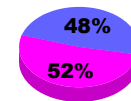
### Gender Comparison 2009-2010



Jul/Aug/Sep



Oct/Nov/Dec



Jan/Feb/Mar

Male

Female



# 2009-2010 GMT Quarterly Report for District (or Undistricted) **PRINCIPAT**

GMT: **HOWARD PATRICK LEE**

Location: **PRINCIPAT D'ANDORRA**

GMT CA: **4**

## CLUBS

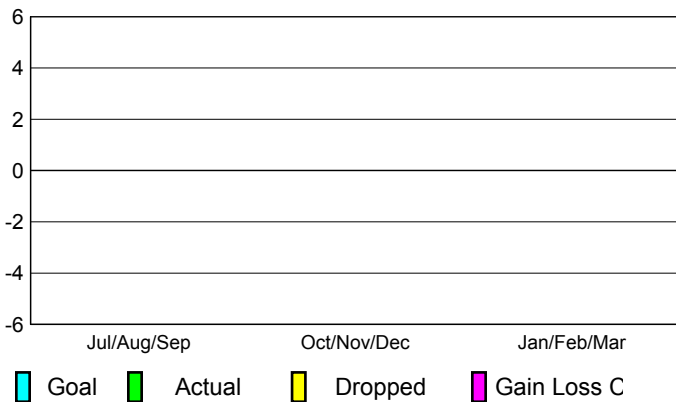
**Club Results**  
2009-2010

**Clubs**  
2008-2009

Month	New Club Goal	Actual New Clubs	Actual Dropped Clubs	Gain/Loss of Clubs	Gain/Loss of Clubs
Jul/Aug/Sep	0	0	0	0	0
Oct/Nov/Dec	0	0	0	0	0
Jan/Feb/Mar	0	0	0	0	0
<b>Totals</b>	<b>0</b>	<b>0</b>	<b>0</b>	<b>0</b>	<b>0</b>

### Club Results 2009-2010

Goal, New, Dropped, Gain/Loss



## MEMBERSHIP

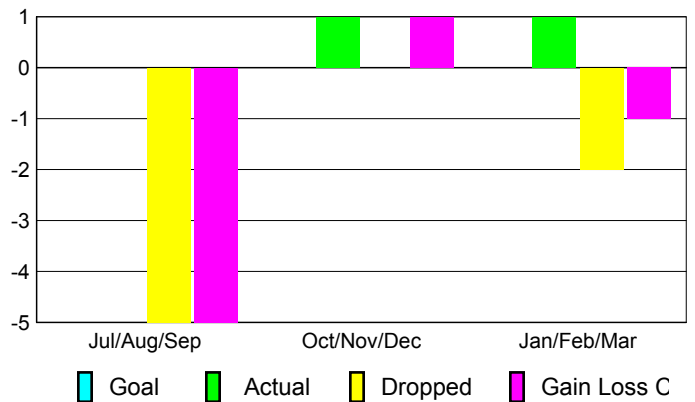
**Membership Results**  
2009-2010

**Membership**  
2008-2009

Month	Net Memb Goal	Actual New Memb	Actual Dropped Memb	Gain/Loss of Memb	Gain/Loss of Memb
Jul/Aug/Sep	0	0	-5	-5	0
Oct/Nov/Dec	0	1	0	1	0
Jan/Feb/Mar	0	1	-2	-1	0
<b>Totals</b>	<b>0</b>	<b>2</b>	<b>-7</b>	<b>-5</b>	<b>0</b>


### Membership Results 2009-2010

Goal, New, Dropped, Gain/Loss



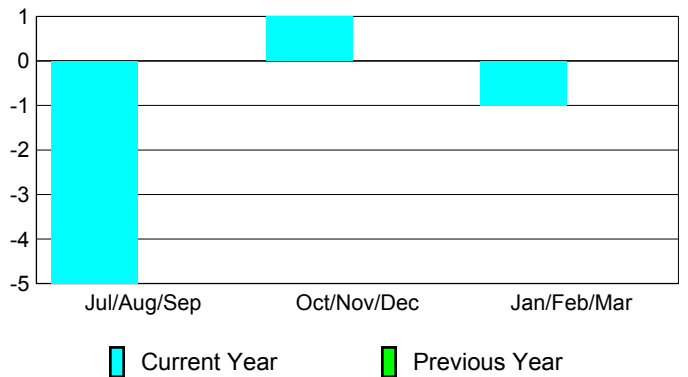
### Comparison of Club Gain/Loss

Current Year Compared to the Previous Year



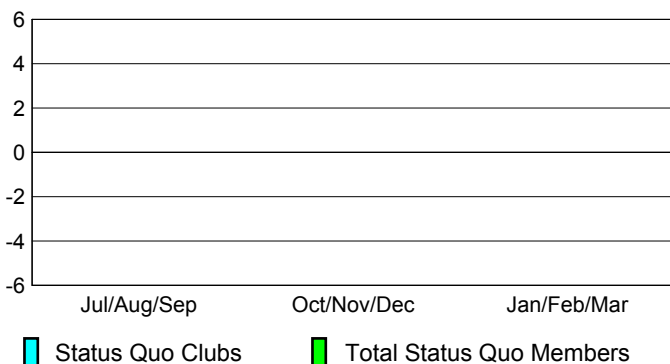
### Comparison of Membership Gain/Loss

Current Year Compared to the Previous Year

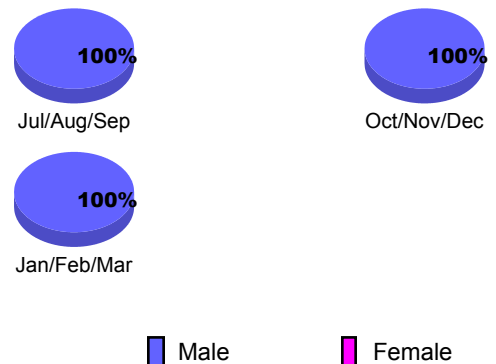


### YTD Status Quo Clubs 2009-2010

Status Quo Clubs Compared to Status Quo Members



### Gender Comparison 2009-2010





# 2009-2010 GMT Quarterly Report for District (or Undistricted) **GIBRALTAR**

GMT: **HOWARD PATRICK LEE**

Location: **GIBRALTAR**

GMT CA: **4**

## CLUBS

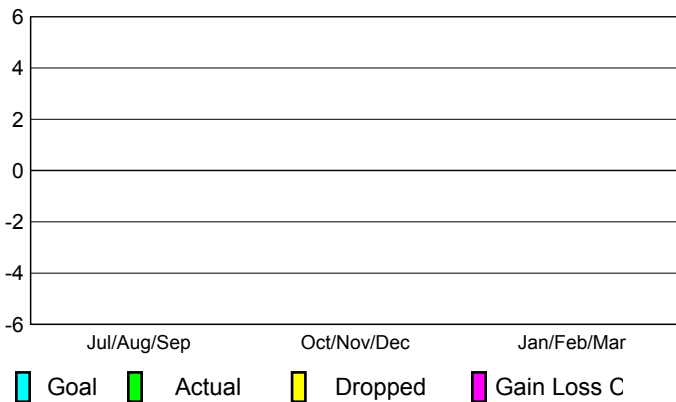
Club Results  
2009-2010

Clubs  
2008-2009

Month	New Club Goal	Actual New Clubs	Actual Dropped Clubs	Gain/Loss of Clubs	Gain/Loss of Clubs
Jul/Aug/Sep	0	0	0	0	0
Oct/Nov/Dec	0	0	0	0	0
Jan/Feb/Mar	0	0	0	0	0
<b>Totals</b>	<b>0</b>	<b>0</b>	<b>0</b>	<b>0</b>	<b>0</b>


### Club Results 2009-2010

Goal, New, Dropped, Gain/Loss



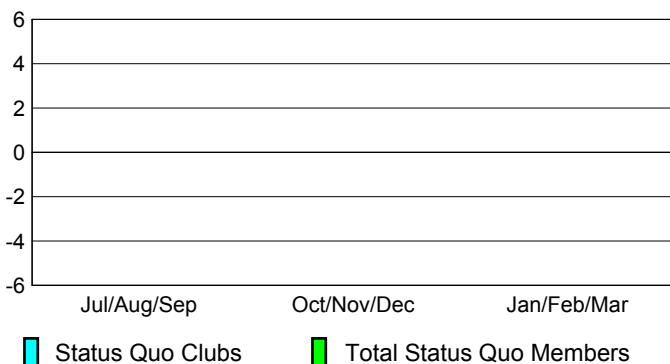
### Comparison of Club Gain/Loss

Current Year Compared to the Previous Year



### YTD Status Quo Clubs 2009-2010

Status Quo Clubs Compared to Status Quo Members



## MEMBERSHIP

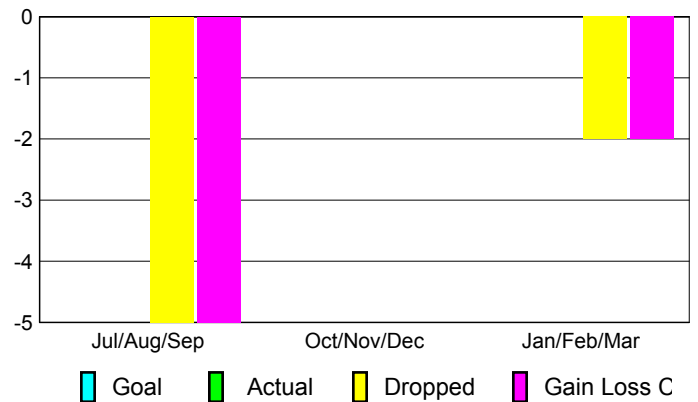
Membership Results  
2009-2010

Membership  
2008-2009

Month	Net Memb Goal	Actual New Memb	Actual Dropped Memb	Gain/Loss of Memb	Gain/Loss of Memb
Jul/Aug/Sep	0	0	-5	-5	0
Oct/Nov/Dec	0	0	0	0	0
Jan/Feb/Mar	0	0	-2	-2	0
<b>Totals</b>	<b>0</b>	<b>0</b>	<b>-7</b>	<b>-7</b>	<b>0</b>

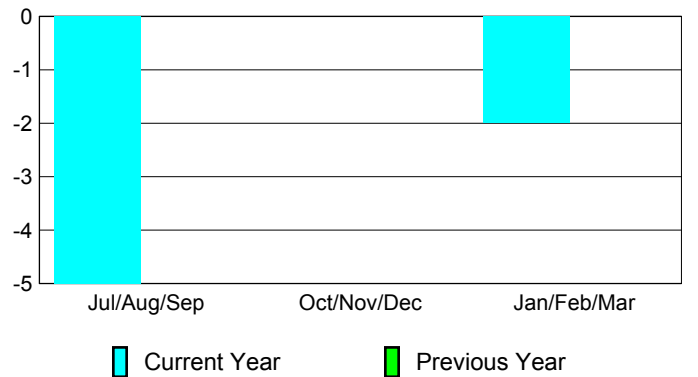
### Membership Results 2009-2010

Goal, New, Dropped, Gain/Loss



### Comparison of Membership Gain/Loss

Current Year Compared to the Previous Year



### Gender Comparison 2009-2010

